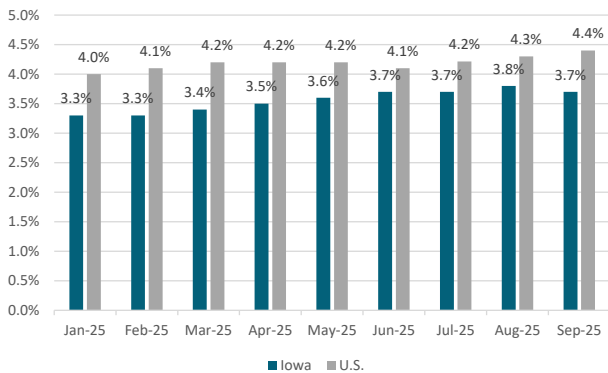
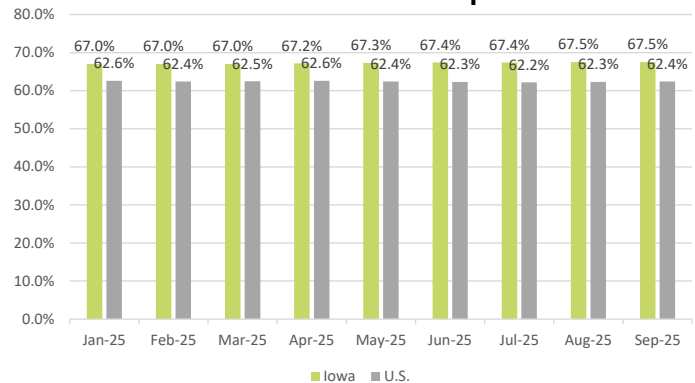


Labor Force & Unemployment

Iowa and U.S. Unemployment Rates 2025



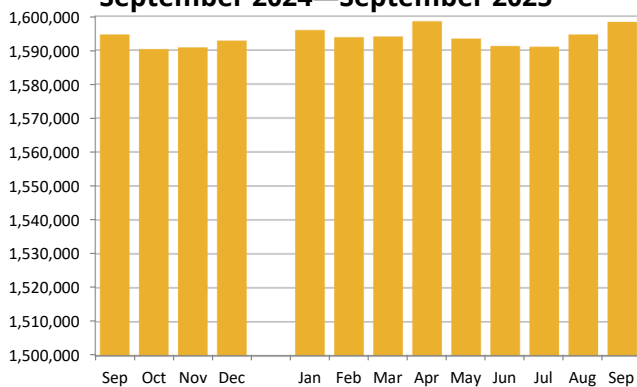
Iowa and U.S. Labor Force Participation Rates



- Iowa's unemployment rate decreased to 3.7 percent in September. The state's jobless rate was 3.3 percent one year ago.
- The U.S. unemployment rate rose to 4.4 percent in September.
- Iowa's labor force participation rate held steady at 67.5 percent in September.
- 35 to 44 year olds had the highest labor force participation rate at 88.9 percent.

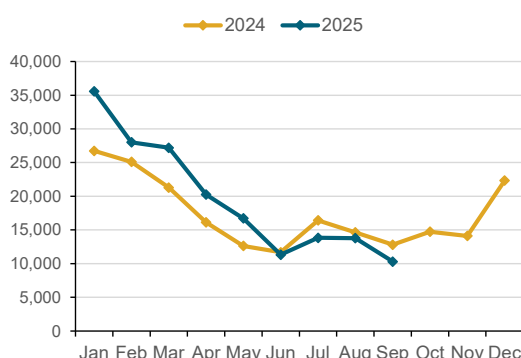
Nonfarm Employment

**Total Nonfarm Employment
September 2024—September 2025**



- Iowa establishments added 3,700 in September. Local government hiring within schools helped fuel the increase with 1,700 jobs added. Private industry gained 2,000 jobs.
- Construction gained 1,300 jobs in September and has increased by 5,500 jobs since last year, the most of any sector.
- Retail trade increased by 1,200 jobs. Retail has added 2,700 jobs since May and gained 2,300 jobs annually.
- Manufacturing added 600 jobs in September with hiring primarily in durable goods production. This sector is down 4,100 jobs annually, the most of any sector.
- Health care and social assistance shed 1,500 jobs from August and is down 3,900 jobs over the past three months.
- Professional and business services showed little movement from August to September; however, these industries are down a combined 3,200 jobs since last September.
- On the national level, the U.S. added 119,000 jobs in September following a slight loss in August.

Iowa Unemployment Insurance Recipients



- The number of persons receiving unemployment insurance benefits fell by 3,485 from 13,783 in August 2025 to 10,298 in September 2025 due to a decrease in temporary manufacturing layoffs. The number of September 2025 recipients was also lower than the September 2024 figure of 12,811.
- The average number of benefit recipients for the first nine months of this year was 12% higher than the same period of 2024. Benefit recipients were higher than 2024 during five months of the year but were lower for June through September.
- UI recipients represents the number of persons receiving at least one regular Unemployment Insurance benefit payment during the month.

Upcoming Monthly News Release Schedule

Reference Month	Statewide News Release	Local Area News Release
September*	December 10, 2025	December 16, 2025
October*	Cancelled	Cancelled
November*	Postponed	Postponed

Labor Market Information Division

IowaLMI.gov

Phone: 515-242-5862

Donna Burkett, Bureau Chief

Source: Labor Market Information (LMI) Division, Iowa Workforce Development—Bureau of Labor Statistics (BLS) unless noted. (Reference: September 2025) *updated due to shutdown