


# 2024 IOWA INDUSTRY PROFILE



## PUBLIC ADMINISTRATION

### IOWA WORKFORCE DEVELOPMENT

#### What is Public Administration?

This sector consists of establishments of federal, state, and local government agencies that administer, oversee, and manage public programs and have executive, legislative, or judicial authority over other institutions within a given area. These agencies also set policy, create laws, adjudicate civil and criminal

legal cases, and provide for public safety and for national defense. In general, government establishments in the Public Administration sector oversee governmental programs and activities that are not performed by private establishments.

Establishments in this sector typically are engaged in the organization and financing of the production of public goods and services, most of which are provided for free or at prices that are not economically significant.

Source: [www.bls.gov/cew/bls\\_naics/bls\\_naics\\_app.htm](http://www.bls.gov/cew/bls_naics/bls_naics_app.htm)

#### Industry Employment & Wages

**4.5%** - Of all covered public and private employment in Iowa, with 70,270 jobs.

**1.9% higher** - than the statewide average of \$61,352 for all industries, the 2024 average annual wage for the sector was \$62,516.

**5.2% increase** - In employment increased between 2015 and 2024, adding 3,495 jobs in that time. Employment in this sector decreased in three of the last ten years. The sector has gained 5,322 jobs (8.2 percent) since the pandemic of 2020.

#### Establishment Facts



**3,086**


**Public Administration** locations across Iowa in 2024

**1,150**

**Executive, Legislative & Other General Government** locations made up the majority of establishments within the sector across Iowa in 2024, followed by Administration of Economic Programs in a distant second with 564 locations across the state. Administration of Environmental Quality Programs followed closely with 557 establishments. Administration of Housing & Urban Development and National Security & International Affairs combined for 1.8 percent of all subsector establishments.



**\$84,371** - National Annual Average Wage\*



**\$58,745** - Iowa Annual Average Wage\*

**30.4% lower** annual average wage in Iowa for this sector than the national average. Iowa has the third lowest annual average wage for this sector compared to its neighboring states, with South Dakota and Wisconsin being lower. Nebraska had the highest annual average wage reporting \$83,767

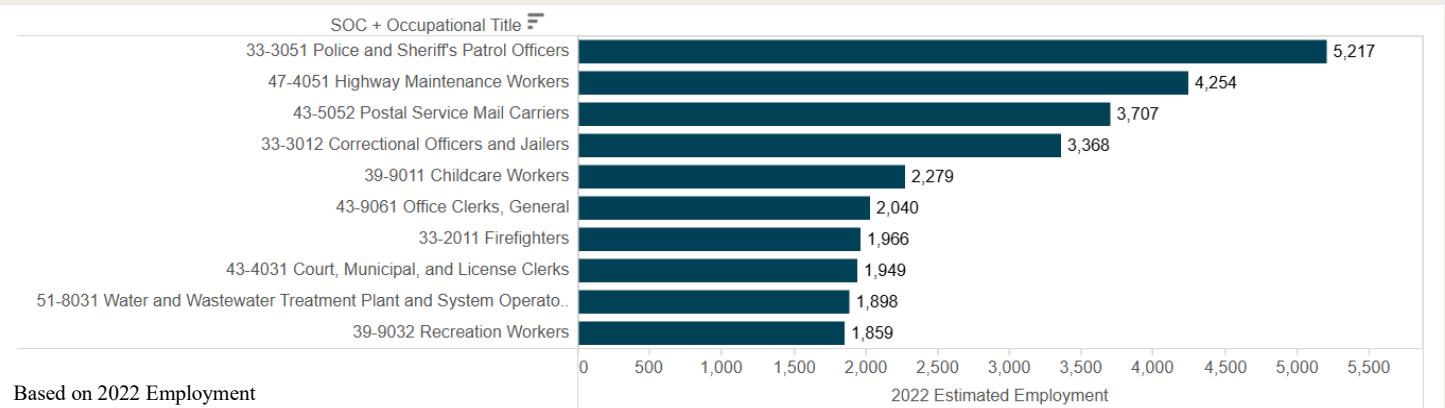
Source: Quarterly Census of Employment and Wages (QCEW), Bureau of Labor Statistics  
Iowa Workforce Development  
<https://workforce.iowa.gov/labor-market-information/>

\*Annual Average Wage only includes private employment

<https://www.iowalmi.gov/qcew>

# PUBLIC ADMINISTRATION Iowa Industry Profile

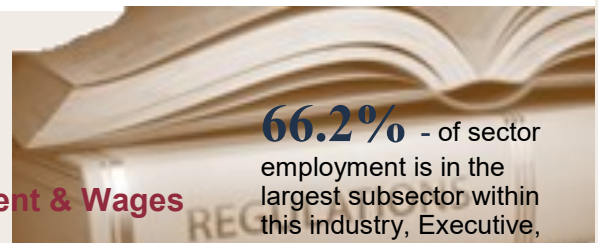
## Top 10 Occupations for Public Administration



**5.7%** - of all sector employment is within the Police and Sheriff's Patrol Officers occupations.

## 2024-4th Qtr Industry Subsector Breakout by Employment & Wages

| Industry Description  | Locations | Average Monthly Employment | Average Weekly Wage Calculation |
|---|-----------|----------------------------|---------------------------------|
| Grand Total   | 3,038     | 68,688                     | \$1,273                         |
| Executive, Legislative, and Other General Government Support                  | 1,148     | 45,453                     | \$1,156                         |
| Justice, Public Order, and Safety Activities                                  | 437       | 7,850                      | \$1,540                         |
| Administration of Economic Programs   | 564       | 6,286                      | \$1,459                         |
| Administration of Human Resource Programs                                     | 276       | 5,302                      | \$1,525                         |
| Administration of Environmental Quality Programs                              | 557       | 2,042                      | \$1,364                         |
| National Security and International Affairs                                   | 26        | 1,555                      | \$1,618                         |
| Administration of Housing Programs, Urban Planning, and Community Development | 29        | 200                        | \$1,202                         |
| Space Research and Technology   | 1         |                            |                                 |



**66.2%** - of sector employment is in the largest subsector within this industry, Executive, Legislative, and Other General Government Support which employed 45,453 workers.

**\$1,618** - average weekly wage in the National Security and International Affairs subsector was the highest in the industry

## Contact Information

### Iowa Workforce Development, Employment Statistics Bureau

1000 E Grand Ave  
Des Moines, IA 50319  
800-532-1249

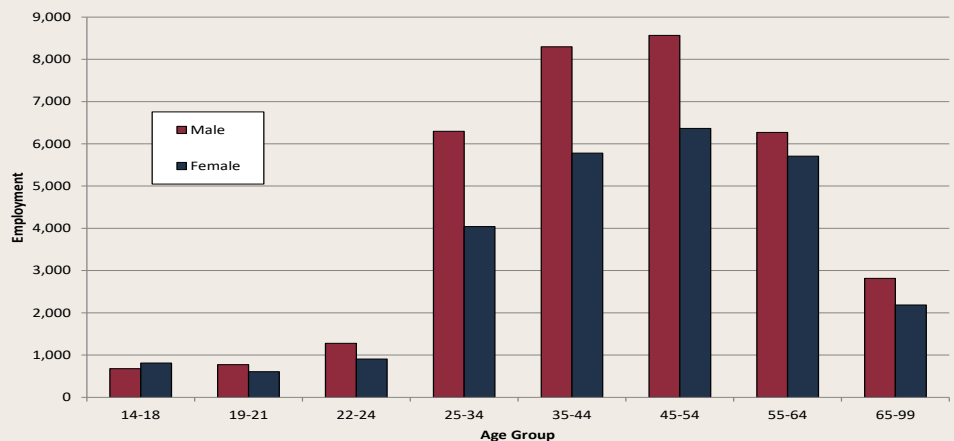
Fax: 515-281-8195  
iwd.lmi@iwd.iowa.gov

[www.iowaworkforcedevelopment.gov](http://www.iowaworkforcedevelopment.gov)

*Equal opportunity employer/program.  
Auxiliary aids and services are available upon request to individuals with disabilities.*

TTY 515-281-4748  
1-800-831-1399

## Industry Distribution by Age and Gender, 4th Quarter 2024



**57%**- of employment for this sector is made up of males, while females accounted for 43 percent of the workforce.

Source: Quarterly Census of Employment and Wages (QCEW), Bureau of Labor Statistics  
Iowa Workforce Development  
<https://workforce.iowa.gov/labor-market-information/>