

2024 IOWA INDUSTRY PROFILE

UTILITIES



IOWA WORKFORCE DEVELOPMENT

What is Utilities?

The Utilities sector comprises firms engaged in the provision of the following utility services: electric power, natural gas, water supply, sewage removal, and steam supply.

Within the sector, the specific activities associated with the provided utility services vary by utility: electric power includes generation sorted by type (e.g., fossil fuel, solar, wind, etc.), transmission and distribution; natural gas includes distribution; steam supply includes provision and/or distribution; water supply includes treatment and distribution; and sewage removal includes collection, treatment, and disposal of waste through sewer systems and sewage treatment facilities.

Source: www.bls.gov/cew/bls_naics/bls_naics_app.htm

Industry Employment & Wages

0.5% - Of all covered public and private employment in Iowa, with 7,548 jobs.

73% higher - than the statewide average of \$61,352 for all industries the 2024 annual average wage for the utilities sector, the second smallest sector, was \$106,146

8.3% decrease - in employment over the past ten years, falling from 8,227 positions in 2015. There has been a slight increase over the last two years, increasing from the low in 2022 of 7,310 by 3.3 percent to 7,548 employees. Despite this low rise, employment is still below pre-pandemic employment levels.

Establishment Facts



516


Utilities locations across Iowa in 2024

397

Electric Power Generation, Transmission, and Distribution locations represented the majority of establishments accounting for 76.9 percent of the sector. Water, Sewage, and Other Systems was the second-largest subsector in Utilities with 89 locations, or 17.2 percent; however, this subsector had the lowest average annual wage at \$75,940. The subsector, Natural Gas Distribution, while having the lowest number of locations, had the highest average annual wage of \$113,102.



\$134,956 - National Annual Average Wage*



\$113,072 - Iowa Annual Average Wage*

Source: Quarterly Census of Employment and Wages (QCEW), Bureau of Labor Statistics
Iowa Workforce Development
<https://workforce.iowa.gov/labor-market-information/>

*Annual Average Wage only includes private employment

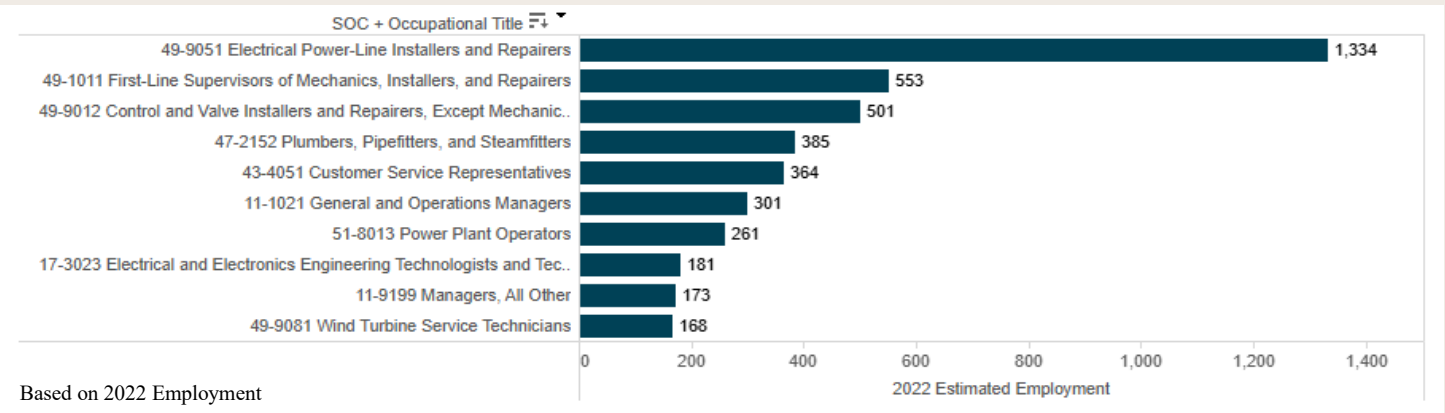
16.2% lower annual average wage in Iowa for this sector than the national average. Iowa had the one of the lowest annual average wages for this sector compared to its neighboring states. Only South Dakota had a lower average annual wage. Nebraska reported the highest average annual wage at \$191,916.

<https://www.iowalmi.gov/qcew>

UTILITIES

Iowa Industry Profile

Top 10 Occupations for Utilities



18.3% - of all employment in the sector is within the Electrical Power-Line Installers and Repairers occupations.

2024-4th Qtr Industry Subsector Breakout by Employment & Wages

Industry Description	Locations	Average Monthly Employment	Average Weekly Wage Calculation
Grand Total	482	7,492	\$2,148
Electric Power Generation, Transmission and Distribution	361	5,821	\$2,277
Water, Sewage and Other Systems	90	1,204	\$1,471
Natural Gas Distribution	31	467	\$2,285

77.7% - of sector employment is within the, Electric Power Generation, Transmission and Distribution subsector, the largest subsector, which employed 5,821 workers.

\$2,285 - average weekly wage in the Natural Gas Distribution subsector was highest in the industry.

Contact Information

Iowa Workforce Development, Employment Statistics Bureau

1000 E Grand Ave
Des Moines, IA 50319

800-532-1249

Fax: 515-281-8195

iw.d.lmi@iwd.iowa.gov

www.iowaworkforcedevelopment.gov

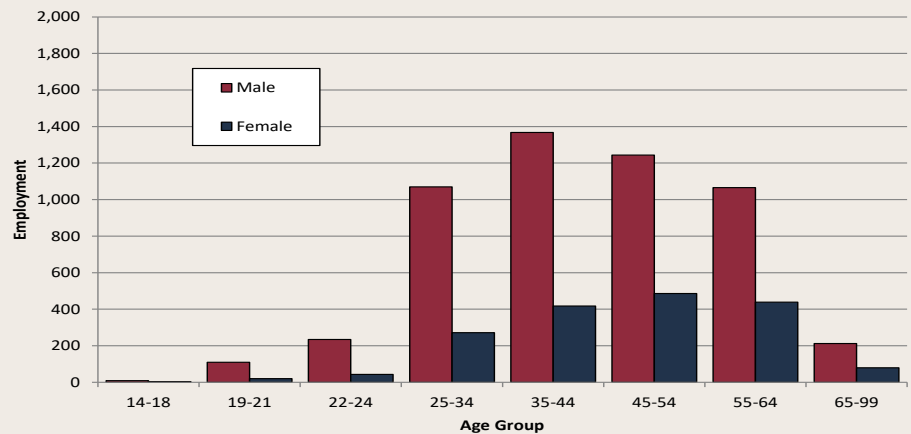
Equal opportunity employer/program.

Auxiliary aids and services are available upon request to individuals with disabilities.

TTY 515-281-4748

1-800-831-1399

Industry Distribution by Age and Gender, 4th Quarter 2024



75.1%- of employment for this sector is made up of males, while females accounted for 24.9 percent of the workforce.

Source: Quarterly Census of Employment and Wages (QCEW), Bureau of Labor Statistics Iowa Workforce Development <https://workforce.iowa.gov/labor-market-information/>