


2024 IOWA INDUSTRY PROFILE

AGRICULTURE, FORESTRY, FISHING & HUNTING



IOWA WORKFORCE DEVELOPMENT

What is Agriculture, Forestry, Fishing and Hunting?

This sector comprises establishments primarily engaged in growing crops, raising animals, harvesting timber, and harvesting fish and other animals from a farm, ranch, or their natural habitats.

The sector distinguishes two basic activities: agricultural production and agricultural support activities. Agricultural production includes establishments performing the complete farm or ranch operation, such as farm owner-operators, tenant farm operators, and sharecroppers.

Agricultural support activities include establishments that perform one or more activities associated with farm operation, such as soil preparation, planting, harvesting, and management, on a contract or fee basis.

Source: www.bls.gov/cew/bls_naics/bls_naics_app.htm

Industry Employment & Wages

1.3% - Of all covered public and private employment in Iowa*, with 21,037 jobs.

* sector does not include self-employed farmers and operations that have less than 10 workers or that have a payroll of less than \$20,000 per quarter.

11.7% lower - 2024 average annual wage for the sector was \$54,190, which was 11.7 percent lower than the statewide average of \$61,352 for all industries.

1.9% increase - employment has increased by 1.9% since the pandemic. Employment has topped the last high point in 2019 by 3 employees, with a reported annual average employment in 2019 of 21,034 to an annual average employment of 21,037 in 2024

Establishment Facts



2,811

Agriculture, Forestry, Fishing, and Hunting locations across Iowa in 2024

1,207

Crop Production locations representing the majority of establishments within the sector across Iowa in 2024, followed closely by Animal Production with 1,021 locations. Support Activities for Agriculture and Forestry is third with 554 establishments. Forestry & Logging as well as Fishing, Hunting, & Trapping combine for less than 1 percent of all subsector establishments accounting for only 29 locations.



\$46,942 - National Annual Average Wage*



\$54,190 - Iowa Annual Average Wage*

13.4% higher annual average wage in Iowa for this sector than the national average. Iowa (\$54,190) is only second to North Dakota (\$57,320) for the highest annual average wage for this sector compared to its neighboring states.

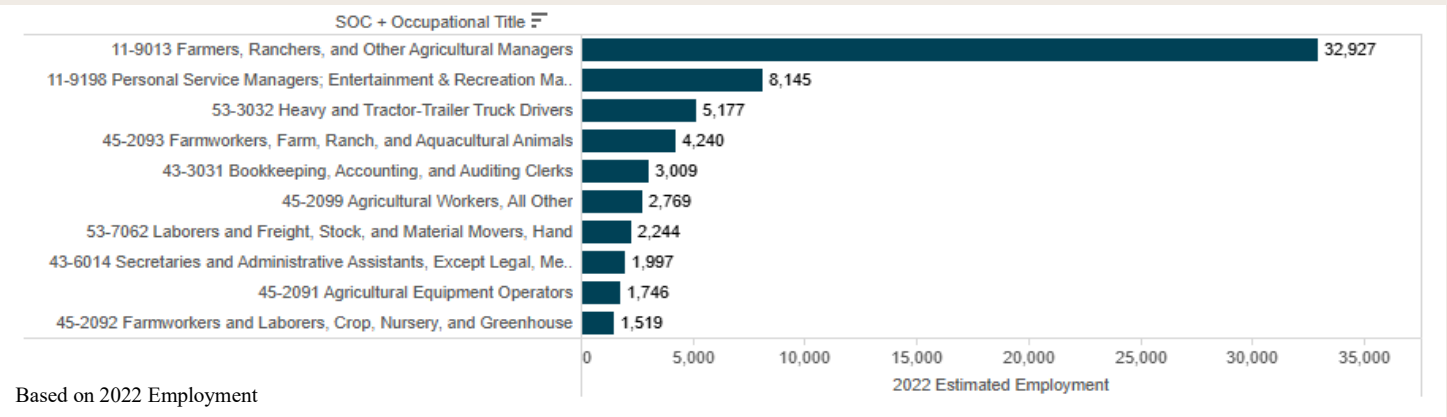
Source: Quarterly Census of Employment and Wages (QCEW), Bureau of Labor Statistics
Iowa Workforce Development
<https://workforce.iowa.gov/labor-market-information/>

*Annual Average Wage only includes private employment

<https://www.iowalmi.gov/qcew>

AGRICULTURE, FORESTRY, FISHING, AND HUNTING Iowa Industry Profile

Top 10 Occupations for Agriculture, Forestry, Fishing and Hunting



31.5% - of all sector employment is within Farmers, Ranchers, and Other Agricultural Managers occupation.

2024-4th Qtr Industry Subsector Breakout by Employment & Wages

Industry Description	Locations	Average Monthly Employment	Average Weekly Wage Calculation
Grand Total	2,825	21,656	\$1,157
Animal Production and Aquaculture	1,017	11,511	\$1,138
Crop Production	1,226	6,059	\$1,053
Support Activities for Agriculture and Forestry	551	4,003	\$1,371
Forestry and Logging	21	50	\$1,216
Fishing, Hunting and Trapping	10	33	\$758

53.2% - of sector employment is within the Animal Production subsector which employed 11,511 workers.

\$1,371 - the highest average weekly pay in this industry was in subsector Support Activities for Agriculture and Forestry

Contact Information

Iowa Workforce Development, Employment Statistics Bureau

1000 E Grand Ave
Des Moines, IA 50319
800-532-1249

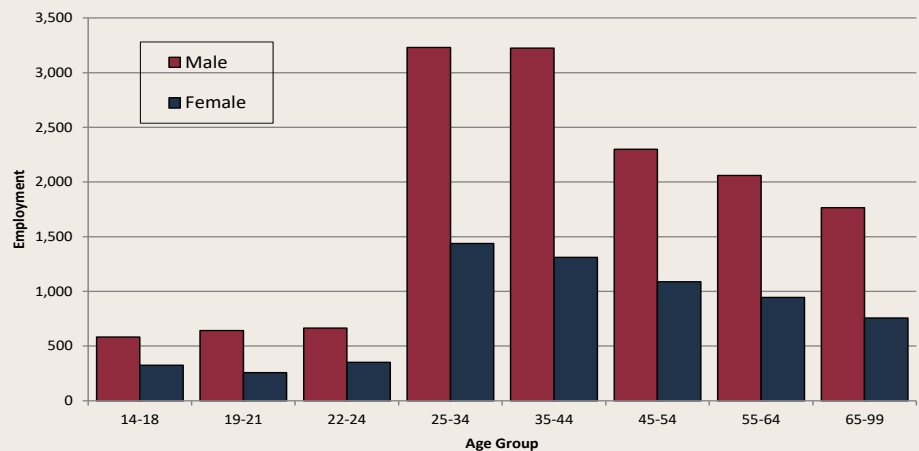
Fax: 515-281-8195
iwd.lmi@iwd.iowa.gov

www.iowaworkforcedevelopment.gov

*Equal opportunity employer/program.
Auxiliary aids and services are available upon request to individuals with disabilities.*

TTY 515-281-4748
1-800-831-1399

Industry Distribution by Age and Gender, 4th Quarter 2024



69.1%- of all sector employment was male, while females accounted for 30.9 percent of the workforce.

Source: Quarterly Census of Employment and Wages (QCEW), Bureau of Labor Statistics Iowa Workforce Development <https://workforce.iowa.gov/labor-market-information/>