

# 2024 IOWA INDUSTRY PROFILE

## MANAGEMENT OF COMPANIES & ENTERPRISES



## IOWA WORKFORCE DEVELOPMENT

### What is Management of Companies & Enterprises?

The **Management of Companies and Enterprises** sector comprises (1) establishments that hold the securities of (or other equity interests in) companies and enterprises for the purpose of owning a controlling interest or influencing management decisions or (2) establishments (except government) that administer, oversee and manage establishments of the enterprise and that normally undertake the strategic or organizational planning and decision-making role of the company or enterprise. Establishments that administer, oversee, and manage may hold the securities of the company or enterprise. Establishments in this sector perform essential activities that are often undertaken in-house by establishments in many sectors of the economy.

Source: [www.bls.gov/cew/bls\\_naics/bls\\_naics\\_app.htm](http://www.bls.gov/cew/bls_naics/bls_naics_app.htm)

### Industry Employment & Wages

**1.6%** - Of all covered public and private employment in Iowa, with 25,637 jobs.

**88.3% higher** - than the statewide average of \$61,352 for all industries, the 2024 average annual wage for the sector was \$115,453.

**33.5% increase** - In employment between 2015 and 2024, adding 6,428 jobs in that time. Employment in this sector grew every year in the last decade.

### Establishment Facts



**1,968**


**Management of Companies & Enterprises** locations across Iowa in 2024

**1,851**

**Managing Offices** locations made up the majority of establishments within the sector across Iowa in 2024, employing 25,092 people, which accounted for 97.9% of the sectors employment. 0.7 percent of locations were in the Bank Holding **Companies** subsector and 5.2 percent locations were listed in the Other Holding Companies subsector.



**\$161,228** - National Annual Average Wage\*



**\$115,543** - Iowa Annual Average Wage\*

**28.3% lower** annual average wage in Iowa for this sector than the national average. Apart from Nebraska, Iowa had the lowest Annual average wage for this sector compared to its neighboring states. Illinois had the highest annual average wage reporting \$151,876.

Source: Quarterly Census of Employment and Wages (QCEW), Bureau of Labor Statistics  
Iowa Workforce Development  
<https://workforce.iowa.gov/labor-market-information/>

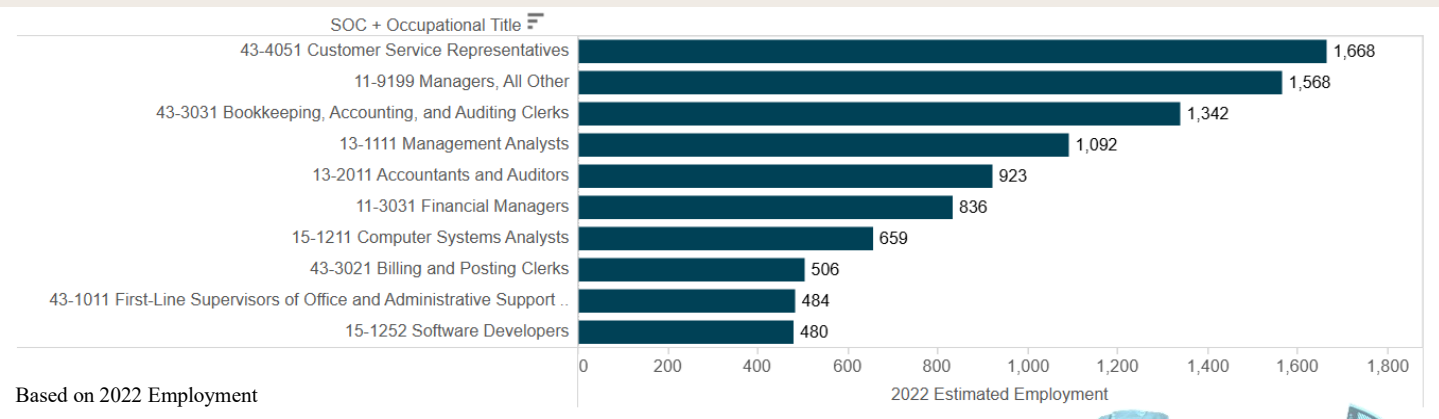
\*Annual Average Wage only includes private employment

<https://www.iowalmi.gov/qcew>

# MANAGEMENT OF COMPANIES & ENTERPRISES

## Iowa Industry Profile

### Top 10 Occupations for Management of Companies and Enterprises



**6.9%** - of all employment within the sector is comprised of Customer Service Representatives occupations.

### 2024 Industry Subsector Breakout by Employment & Wages

Industry Description	Locations	Average Monthly Employment	Average Weekly Wage Calculation
Grand Total	2,049	25,753	\$2,333
Corporate, Subsidiary, and Regional Managin..	1,924	25,158	\$2,313
Offices of Other Holding Companies	111	528	\$3,273
Offices of Bank Holding Companies	14	67	\$2,302

**97.7%** - of employment within this Industry was in the, Corporate, Subsidiary, and regional Managing Offices occupations which had an average monthly employment of 25,158 workers.

**\$3,273** - average weekly wage in the Offices of Other Holding Companies subsector was highest in the industry

### Contact Information

#### Iowa Workforce Development, Employment Statistics Bureau

1000 E Grand Ave  
Des Moines, IA 50319  
800-532-1249

Fax: 515-281-8195

iwd.lmi@iwd.iowa.gov

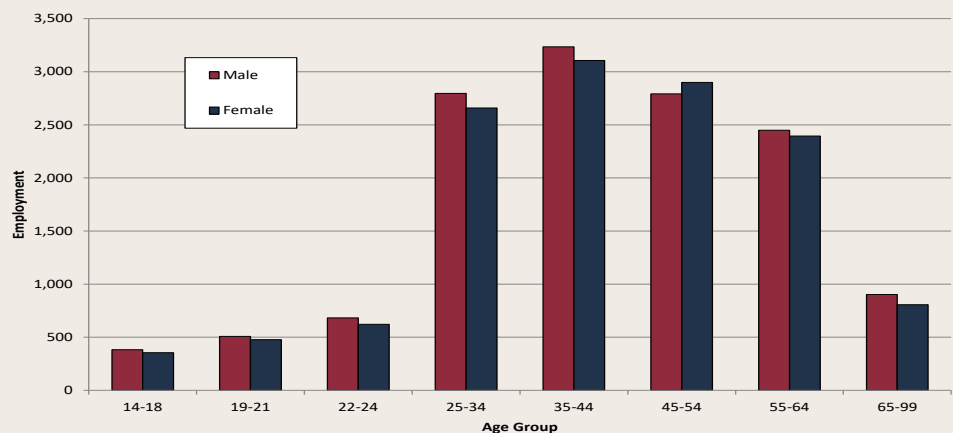
[www.iowaworkforcedevelopment.gov](http://www.iowaworkforcedevelopment.gov)

*Equal opportunity employer/program. Auxiliary aids and services are available upon request to individuals with disabilities.*

TTY 515-281-4748

1-800-831-1399

### Industry Distribution by Age and Gender, 4th Quarter 2024



**50.8%**- of employment in this sector was held by males, a slim majority, while women females accounted for 49.2 percent of the workforce.

Source: Quarterly Census of Employment and Wages (QCEW), Bureau of Labor Statistics Iowa Workforce Development <https://workforce.iowa.gov/labor-market-information/>