

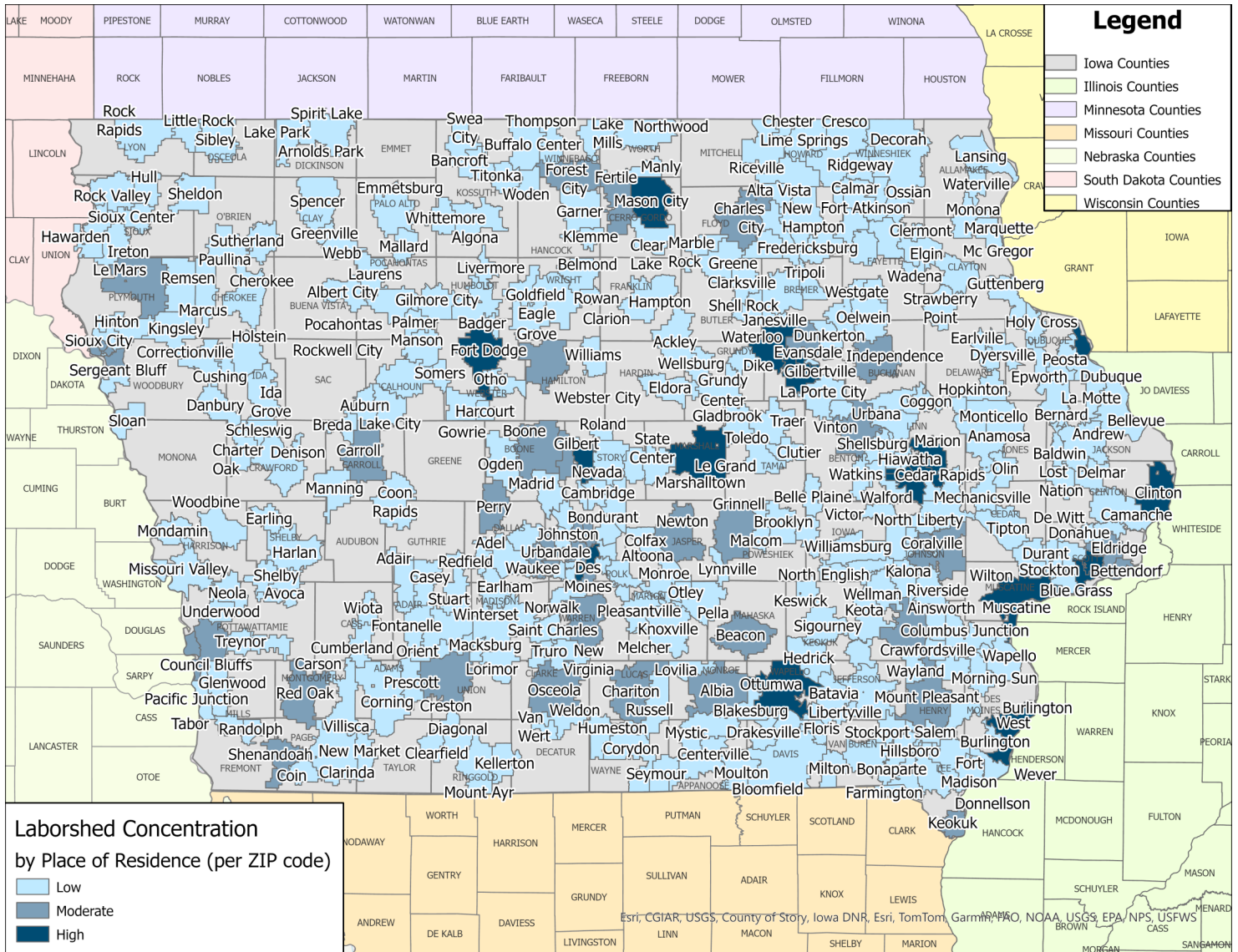
LABOR CHARACTERISTICS



ADVANCED MANUFACTURING

STATEWIDE LABORSHED AREA

**CONCENTRATION OF RESPONDENTS WITHIN THE LABORSHED AREA
WITH TRANSFERABLE EXPERIENCE/SKILLS BY PLACE OF RESIDENCE**



Workers who have transferable experience/skills in the industry are currently commuting an average of 17 miles one way for work. Those who are likely to change/accept employment are willing to commute an average of 28 miles one way for the right employment opportunity.

FOR MORE INFORMATION REGARDING THE STATEWIDE REGIONAL LABORSHED, CONTACT:

Iowa Workforce Development
Labor Market Information Division

1000 E. Grand Avenue, Des Moines, Iowa 50319

Phone: (515) 281-3035 | Email: laborshed.studies@iwd.iowa.gov

<https://workforce.iowa.gov/laborshed>



**Iowa Workforce
Development**

Economic Development

LABOR CHARACTERISTICS

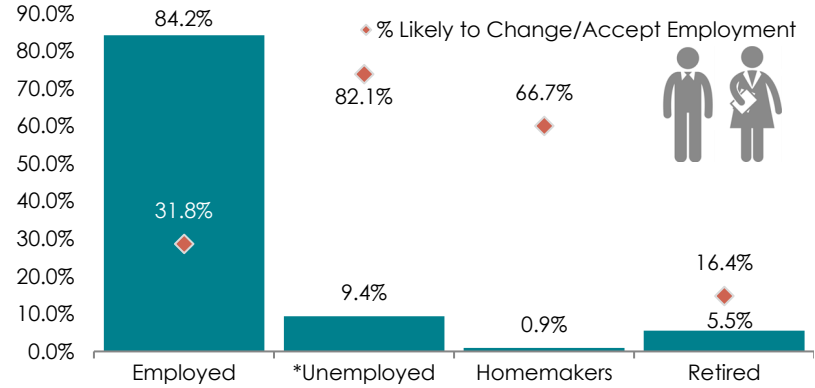


ADVANCED MANUFACTURING

ESTIMATED AVAILABLE LABOR PER OCCUPATIONAL CATEGORY:

- Architectural & Engineering Managers - 2.2%
- Assemblers & Fabricators, All Other - 0.7%
- Avionics Technicians - 0.1%
- Bus & Truck Mechanics & Diesel Engine Specialists - 1.1%
- Chemical Equipment Operators & Tenders - 0.2%
- Computer Hardware Engineers - 0.3%
- Crane & Tower Operators - 0.2%
- Cutting & Slicing Machine Operators, & Tenders - 0.3%
- Cutting, Punching, & Press Machine Operators, Metal and Plastic - 0.6%
- Drilling & Boring Machine Tool Operators, Metal & Plastic - 0.1%
- Electrical & Electronic Engineering Technicians - 0.7%
- Electrical & Electronic Equipment Assemblers - 0.2%
- Electrical & Electronics Repairers, Commercial & Industrial Equipment - 0.6%
- Electrical Engineers - 0.7%
- Electricians - 5.6%
- Electro-Mechanical Technicians - 0.1%
- Electronics Engineers, Except Computer - 0.2%
- Engineering Technicians, Except Drafters, All Other - 1.1%
- Engineers, All Other - 4.4%
- Extruding & Drawing Machine Operators, Metal & Plastic - 0.2%
- Extruding, Forming, Pressing, & Compacting Machine Operators, & Tenders - 0.2%
- Furnace, Kiln, Oven, Drier, & Kettle Operators - 0.2%
- Heat Treating Equipment Operators, Metal & Plastic - 0.1%
- Heavy & Tractor-Trailer Truck Drivers - 20.6%
- Industrial Engineering Technicians - 0.3%
- Industrial Engineers - 1.6%
- Industrial Machinery Mechanics - 0.8%
- Industrial Production Managers - 4.3%
- Industrial Truck & Tractor Operators - 1.5%
- Inspectors, Testers, Sorters, Samplers, & Weighers - 2.4%
- Installation, Maintenance, & Repair Workers, All Other - 9.5%
- Laborers & Freight, Stock, & Material Movers, Hand - 5.5%
- Light Truck or Delivery Services Drivers - 2.8%
- Machinists - 1.7%
- Maintenance Workers, Machinery - 0.2%
- Material Moving Workers, All Other - 0.2%
- Materials Engineers - 0.1%
- Mechanical Drafters - 0.2%
- Mechanical Engineering Technicians - 0.1%
- Mechanical Engineers - 1.4%
- Millwrights - 0.2%
- Mixing & Blending Machine Operators - 0.3%
- Molders, Shapers, & Casters, Except Metal & Plastic - 0.1%
- Multiple Machine Tool Operators, Metal & Plastic - 3.5%
- Packaging & Filling Machine Operators - 0.2%
- Packers & Packagers, Hand - 0.6%
- Plant & System Operators, All Other - 0.1%
- Production Workers, All Other - 6.7%
- Separating, Filtering, Clarifying, Precipitating, & Still Machine Operators - 0.2%
- Structural Metal Fabricators & Fitters - 0.5%
- Supervisors of Mechanics, Installers, & Repairers - 5.2%
- Supervisors of Production & Operating Workers - 3.2%
- Supervisors of Transportation & Material-Moving Machine & Vehicle Operators - 0.1%
- Team Assemblers - 3.1%
- Tool & Die Makers - 0.2%
- Water & Wastewater Treatment Plant & System Operators - 0.9%
- Welders, Cutters, Solderers, & Brazers - 1.9%

ESTIMATED TOTAL BY EMPLOYMENT STATUS (PERCENTAGE):



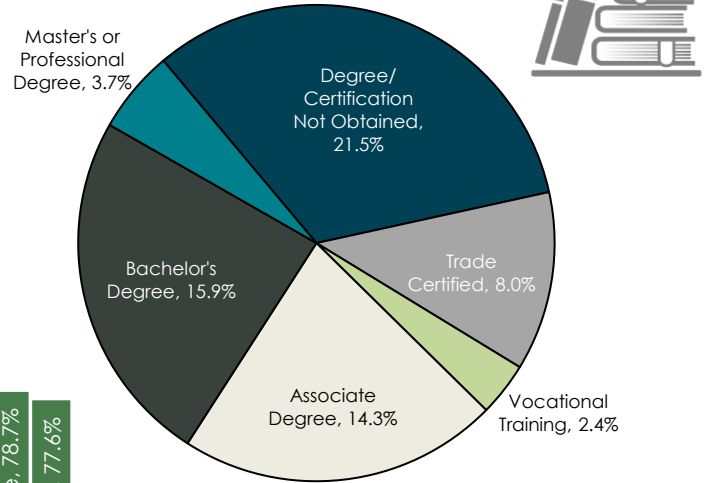
*Employment status is self-identified by the survey respondent. The unemployment percentage does not reflect the unemployment rate published by the U.S. Bureau of Labor Statistics, which applies a stricter definition.

EMPLOYMENT STATS:

- 67.7% paid an hourly wage
- 95.2% are/were employed full-time
- 4.8% are/were employed part-time
- 8.7% are/were self-employed
- 10.3% hold two or more jobs
- Currently working an average of 47 hours/week

EDUCATIONAL LEVEL:

(65.8% HAVE AN EDUCATION BEYOND HIGH SCHOOL)



UNDEREMPLOYMENT (ESTIMATED):

- Low hours - 0.7%
- Mismatch of skills - 9.9%
- Low income - 0.2%
- Total - 10.7%

(Individuals counted only once when estimating Total Underemployment.)

CURRENT BENEFITS:



DESIRED BENEFITS:



TOP JOB SEARCH RESOURCES:

(For those seeking employment opportunities, by use.)

- Internet - 78.2%
 - www.indeed.com
 - www.linkedin.com
 - [Company/Organization Websites](#)
- Networking through friends, family or acquaintances - 44.0%
- IowaWORKS Centers - 20.5%
- Private Employment Services - 15.5%



LABOR CHARACTERISTICS



ADVANCED MANUFACTURING

OCCUPATION	OCCUPATIONAL CODE	MEAN WAGE	MEDIAN WAGE	MEAN SALARY	MEDIAN SALARY
Architectural and Engineering Managers	11-9041	\$73.59	\$70.83	\$153,067.20	\$147,326.40
Bus and Truck Mechanics and Diesel Engine Specialists	49-3031	\$29.28	\$28.69	\$60,902.40	\$59,680.00
Chemical Equipment Operators and Tenders	51-9011	\$29.05	\$27.67	\$60,424.00	\$57,550.00
Computer Hardware Engineers	17-2061	\$65.92	\$60.15	\$137,113.60	\$125,120.00
Crane and Tower Operators	53-7021	\$32.40	\$32.50	\$67,392.00	\$67,600.00
Cutting and Slicing Machine Setters, Operators, and Tenders	51-9032	\$25.05	\$23.84	\$52,104.00	\$49,600.00
Cutting, Punching, and Press Machine Setters, Operators, and Tenders, Metal and Plastic	51-4031	\$23.06	\$23.19	\$47,964.80	\$48,240.00
Drilling and Boring Machine Tool Setters, Operators, and Tenders, Metal and Plastic	51-4032	\$23.12	\$21.09	\$48,089.60	\$43,860.00
Electrical and Electronic Engineering Technicians	17-3023	\$35.96	\$35.98	\$74,796.80	\$74,840.00
Electrical and Electronics Repairers, Commercial and Industrial Equipment	49-2094	\$35.09	\$34.74	\$72,987.20	\$72,250.00
Electrical Engineers	17-2071	\$54.48	\$50.87	\$113,318.40	\$105,820.00
Electricians	47-2111	\$30.38	\$29.26	\$63,190.40	\$60,860.00
Electro-Mechanical Technicians	17-3024	\$34.19	\$35.10	\$71,115.20	\$73,010.00
Electronics Engineers, Except Computer	17-2072	\$42.06	\$39.10	\$87,484.80	\$81,330.00
Engineering Technicians, Except Drafters, All Other	17-3029	\$31.95	\$30.35	\$66,456.00	\$63,120.00
Engineers, All Other	17-2199	\$49.79	\$49.56	\$103,563.20	\$103,090.00
Extruding and Drawing Machine Setters, Operators, and Tenders, Metal and Plastic	51-4021	\$23.70	\$22.71	\$49,296.00	\$47,240.00
Extruding, Forming, Pressing, and Compacting Machine Setters, Operators, and Tenders	51-9041	\$24.48	\$23.72	\$50,918.40	\$49,340.00
First-Line Supervisors of Mechanics, Installers, and Repairers	49-1011	\$38.64	\$37.67	\$80,371.20	\$78,340.00
First-Line Supervisors of Production and Operating Workers	51-1011	\$35.67	\$35.94	\$74,193.60	\$74,750.00
Furnace, Kiln, Oven, Drier, and Kettle Operators and Tenders	51-9051	\$23.15	\$22.07	\$48,152.00	\$45,910.00
Heat Treating Equipment Setters, Operators, and Tenders, Metal and Plastic	51-4191	\$23.86	\$23.93	\$49,628.80	\$49,760.00
Heavy and Tractor-Trailer Truck Drivers	53-3032	\$28.88	\$27.92	\$60,070.40	\$58,070.00
Industrial Engineering Technicians	17-3026	\$33.01	\$30.97	\$68,660.80	\$64,410.00
Industrial Engineers	17-2112	\$48.03	\$46.96	\$99,902.40	\$97,690.00
Industrial Machinery Mechanics	49-9041	\$31.94	\$30.96	\$66,435.20	\$64,400.00
Industrial Production Managers	11-3051	\$56.76	\$51.21	\$118,060.80	\$106,516.80
Industrial Truck and Tractor Operators	53-7051	\$23.50	\$22.88	\$48,880.00	\$47,590.00
Inspectors, Testers, Sorters, Samplers, and Weighers	51-9061	\$25.94	\$24.40	\$53,955.20	\$50,740.00
Installation, Maintenance, and Repair Workers, All Other	49-9099	\$24.53	\$23.40	\$51,022.40	\$48,680.00
Laborers and Freight, Stock, and Material Movers, Hand	53-7062	\$20.92	\$20.91	\$43,513.60	\$43,490.00
Light Truck or Delivery Services Drivers	53-3033	\$22.45	\$20.56	\$46,696.00	\$42,750.00
Machinists	51-4041	\$27.39	\$27.66	\$56,971.20	\$57,540.00
Maintenance Workers, Machinery	49-9043	\$31.79	\$31.14	\$66,123.20	\$64,760.00
Material Moving Workers, All Other	53-7199	\$26.35	\$24.50	\$54,808.00	\$50,960.00
Materials Engineers	17-2131	\$39.53	\$30.90	\$82,222.40	\$64,270.00
Mechanical Drafters	17-3013	\$32.12	\$30.45	\$66,809.60	\$63,330.00
Mechanical Engineering Technicians	17-3027	\$37.53	\$34.46	\$78,062.40	\$71,670.00
Mechanical Engineers	17-2141	\$47.71	\$46.97	\$99,236.80	\$97,700.00
Millwrights	49-9044	\$31.01	\$29.91	\$64,500.80	\$62,220.00
Mixing and Blending Machine Setters, Operators, and Tenders	51-9023	\$26.18	\$24.79	\$54,454.40	\$51,570.00
Molders, Shapers, and Casters, Except Metal and Plastic	51-9195	\$22.23	\$22.22	\$46,238.40	\$46,220.00
Multiple Machine Tool Setters, Operators, and Tenders, Metal and Plastic	51-4081	\$23.63	\$23.51	\$49,150.40	\$48,910.00
Packaging and Filling Machine Operators and Tenders	51-9111	\$23.24	\$21.95	\$48,339.20	\$45,660.00
Packers and Packers, Hand	53-7064	\$18.43	\$18.02	\$38,334.40	\$37,470.00
Plant and System Operators, All Other	51-8099	\$37.54	\$36.44	\$78,083.20	\$75,800.00
Pourers and Casters, Metal	51-4052	\$24.68	\$23.56	\$51,334.40	\$49,010.00
Production Workers, All Other	51-9199	\$21.40	\$21.37	\$44,512.00	\$44,450.00
Separating, Filtering, Clarifying, Precipitating, and Still Machine Setters, Operators, and Tenders	51-9012	\$26.91	\$25.11	\$55,972.80	\$52,220.00
Structural Metal Fabricators and Fitters	51-2041	\$25.65	\$24.69	\$53,352.00	\$51,360.00
Tank Car, Truck, and Ship Loaders	53-7121	\$25.47	\$24.74	\$52,977.60	\$51,450.00
Tool and Die Makers	51-4111	\$31.62	\$31.25	\$65,769.60	\$65,000.00
Tool Grinders, Filers, and Sharpeners	51-4194	\$27.36	\$24.88	\$56,908.80	\$51,760.00
Water and Wastewater Treatment Plant and System Operators	51-8031	\$29.23	\$29.32	\$60,798.40	\$60,990.00
Welders, Cutters, Solderers, and Brazers	51-4121	\$26.72	\$26.49	\$55,577.60	\$55,090.00
Welding, Soldering, and Brazing Machine Setters, Operators, and Tenders	51-4122	\$25.25	\$24.88	\$52,520.00	\$51,740.00

The 2025 Iowa Wage data for the Statewide Laborshed area was produced by the Labor Force & Occupational Analysis Bureau to provide communities local information on wages by occupation. Additional occupational wage and employment data for the Statewide Laborshed area can be found at workforce.iowa.gov/laborshed/data.

Balance of data compiled by Iowa Workforce Development using Laborshed data released in 2026.