

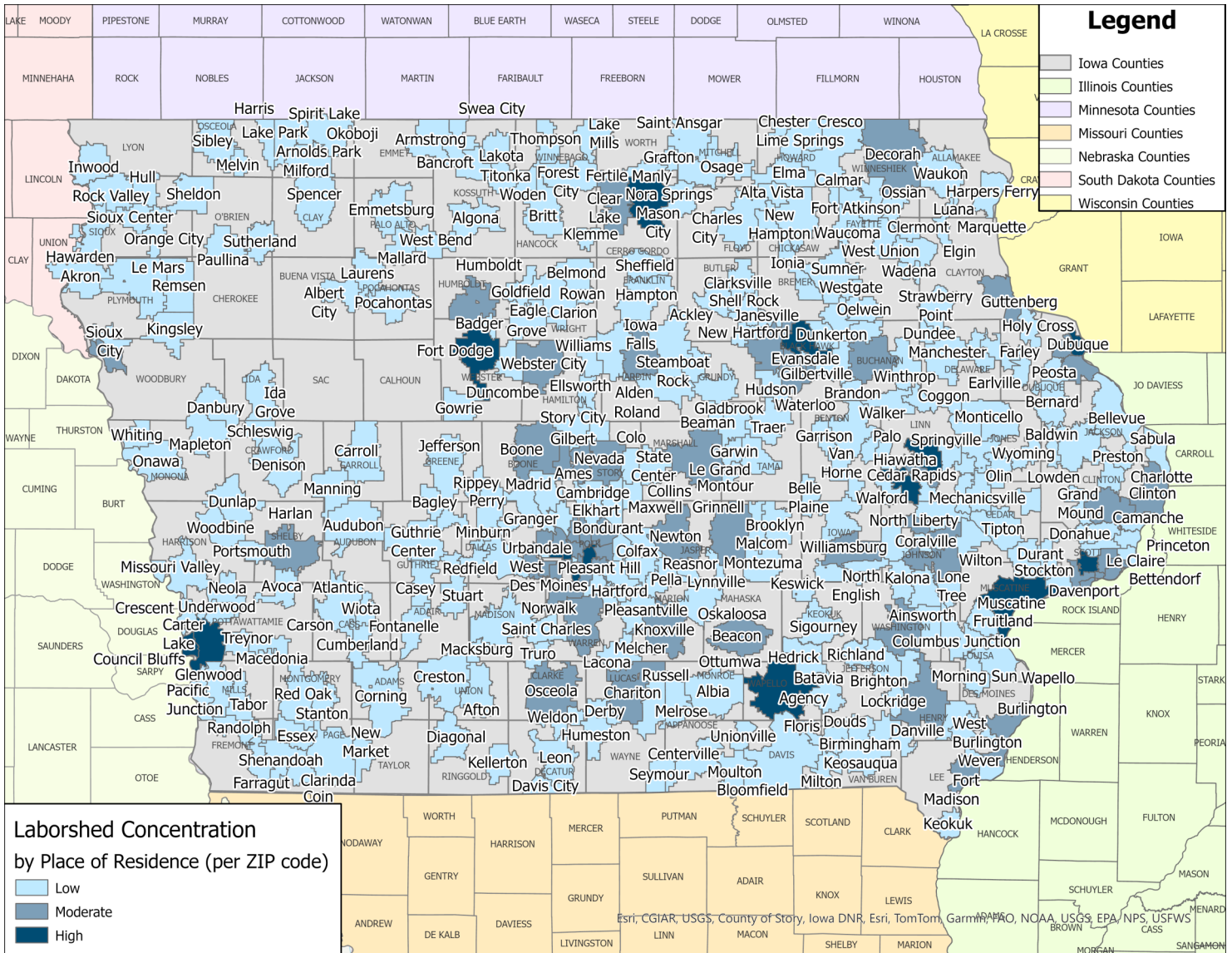
# LABOR CHARACTERISTICS

# CONSTRUCTION



## STATEWIDE LABORSHED AREA

**CONCENTRATION OF RESPONDENTS WITHIN THE LABORSHED AREA WITH TRANSFERABLE EXPERIENCE/SKILLS BY PLACE OF RESIDENCE**



Workers who have transferable experience/skills in the industry are currently commuting an average of 21 miles one way for work. Those who are likely to change/accept employment are willing to commute an average of 31 miles one way for the right employment opportunity.

**FOR MORE INFORMATION REGARDING THE STATEWIDE REGIONAL LABORSHED, CONTACT:**

Iowa Workforce Development  
 Labor Market Information Division  
 1000 E. Grand Avenue, Des Moines, Iowa 50319  
 Phone: (515) 281-3035 | Email: laborshed.studies@iwd.iowa.gov  
<https://workforce.iowa.gov/laborshed>



**Iowa Workforce Development**  
 Economic Development

# LABOR CHARACTERISTICS

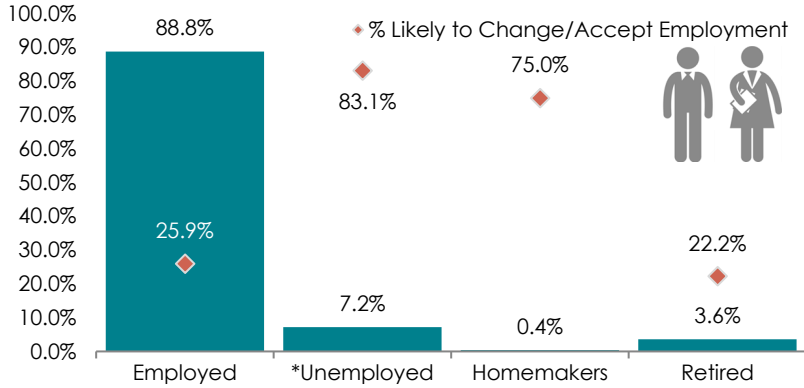


# CONSTRUCTION

## ESTIMATED AVAILABLE LABOR PER OCCUPATIONAL CATEGORY:

- Architectural and Civil Drafters - 0.2%
- Brickmasons and Blockmasons - 0.2%
- Cabinetmakers and Bench Carpenters - 0.1%
- Carpenters - 2.9%
- Cement Masons and Concrete Finishers - 1.1%
- Civil Engineers - 0.9%
- Construction and Building Inspectors - 0.3%
- Construction and Related Workers, All Other - 0.3%
- Construction Laborers - 4.4%
- Construction Managers - 11.5%
- Cost Estimators - 0.6%
- Crane and Tower Operators - 0.2%
- Derrick Operators, Oil and Gas - 0.1%
- Earth Drillers, Except Oil and Gas - 0.4%
- Electrical and Electronics Repairers, Commercial and Industrial Equipment - 0.6%
- Electrical and Electronics Repairers, Powerhouse, Substation, and Relay - 0.3%
- Electrical Power-Line Installers and Repairers - 1.1%
- Electricians - 5.7%
- Electronic Home Entertainment Equipment Installers and Repairers - 0.1%
- Elevator Installers and Repairers - 0.3%
- Excavating and Loading Machine and Dragline Operators, Surface Mining - 0.2%
- Explosives Workers, Ordnance Handling Experts, and Blasters - 0.1%
- First-Line Supervisors of Construction Trades and Extraction Workers - 7.1%
- First-Line Supervisors of Mechanics, Installers, and Repairers - 5.2%
- First-Line Supervisors of Production and Operating Workers - 3.2%
- Floor Layers, Except Carpet, Wood, and Hard Tiles - 0.2%
- Floor Sanders and Finishers - 0.1%
- Glaziers - 0.2%
- Hazardous Materials Removal Workers - 0.1%
- Heating, Air Conditioning, and Refrigeration Mechanics and Installers - 2.7%
- Heavy and Tractor-Trailer Truck Drivers - 20.9%
- Helpers--Electricians - 0.2%
- Highway Maintenance Workers - 1.4%
- Industrial Truck and Tractor Operators - 1.5%
- Installation, Maintenance, and Repair Workers, All Other - 9.7%
- Insulation Workers, Mechanical - 0.1%
- Landscaping and Groundskeeping Workers - 1.6%
- Loading and Moving Machine Operators, Underground Mining - 0.1%
- Mechanical Engineers - 1.4%
- Painters, Construction and Maintenance - 0.8%
- Pipelayers - 0.3%
- Plumbers, Pipefitters, and Steamfitters - 2.1%
- Roofers - 0.3%
- Septic Tank Servicers and Sewer Pipe Cleaners - 0.3%
- Sheet Metal Workers - 0.4%
- Structural Iron and Steel Workers - 0.6%
- Structural Metal Fabricators and Fitters - 0.5%
- Telecommunications Line Installers and Repairers - 0.5%
- Tile and Marble Setters - 0.2%
- Welders, Cutters, Solderers, and Brazers - 1.9%
- Woodworkers, All Other - 0.1%

## ESTIMATED TOTAL BY EMPLOYMENT STATUS (PERCENTAGE):




\*Employment status is self-identified by the survey respondent. The unemployment percentage does not reflect the unemployment rate published by the U.S. Bureau of Labor Statistics, which applies a stricter definition.

## EMPLOYMENT STATS:

- 66.6% paid an hourly wage
- 95.2% are/were employed full-time
- 4.8% are/were employed part-time
- 21.0% are/were self-employed
- 11.1% hold two or more jobs
- Currently working an average of 48 hours/week

## EDUCATIONAL LEVEL:

(62.3% HAVE AN EDUCATION BEYOND HIGH SCHOOL)



## UNDEREMPLOYMENT (ESTIMATED):

- Low hours - 0.8%
- Mismatch of skills - 8.4%
- Low income - 0.3%
- Total - 9.4%

(Individuals counted only once when estimating Total Underemployment.)

## CURRENT BENEFITS:



## DESIRED BENEFITS:



## TOP JOB SEARCH RESOURCES:

(For those seeking employment opportunities, by use.)

- Internet - 71.4%
  - [www.indeed.com](http://www.indeed.com)
  - [www.linkedin.com](http://www.linkedin.com)
  - [www.ziprecruiter.com](http://www.ziprecruiter.com)
- Networking through friends, family or acquaintances - 46.9%
- IowaWORKS Centers - 18.5%
- Private Employment Services - 16.6%



# LABOR CHARACTERISTICS



# CONSTRUCTION

OCCUPATION	OCCUPATIONAL CODE	MEAN WAGE	MEDIAN WAGE	MEAN SALARY	MEDIAN SALARY
Boilermakers	47-2011	\$36.94	\$39.65	\$76,835.20	\$82,470.00
Brickmasons and Blockmasons	47-2021	\$31.68	\$33.38	\$65,894.40	\$69,440.00
Bus and Truck Mechanics and Diesel Engine Specialists	49-3031	\$29.28	\$28.69	\$60,902.40	\$59,680.00
Carpenters	47-2031	\$27.71	\$27.75	\$57,636.80	\$57,710.00
Carpet Installers	47-2041	\$27.59	\$26.89	\$57,387.20	\$55,920.00
Cement Masons and Concrete Finishers	47-2051	\$27.80	\$27.99	\$57,824.00	\$58,220.00
Civil Engineering Technicians	17-3022	\$34.08	\$34.88	\$70,886.40	\$72,540.00
Civil Engineers	17-2051	\$48.05	\$46.36	\$99,944.00	\$96,430.00
Construction and Building Inspectors	47-4011	\$34.16	\$34.44	\$71,052.80	\$71,630.00
Construction Laborers	47-2061	\$24.80	\$23.31	\$51,584.00	\$48,490.00
Construction Managers	11-9021	\$53.91	\$47.73	\$112,132.80	\$99,278.40
Cost Estimators	13-1051	\$37.65	\$36.56	\$78,312.00	\$76,044.80
Drywall and Ceiling Tile Installers	47-2081	\$25.59	\$24.53	\$53,227.20	\$51,030.00
Electric Motor, Power Tool, and Related Repairers	49-2092	\$23.69	\$22.68	\$49,275.20	\$47,180.00
Electrical and Electronic Engineering Technicians	17-3023	\$35.96	\$35.98	\$74,796.80	\$74,840.00
Electrical and Electronics Installers and Repairers, Transportation Equipment	49-2093	\$35.24	\$36.12	\$73,299.20	\$75,130.00
Electrical Engineers	17-2071	\$54.48	\$50.87	\$113,318.40	\$105,820.00
Electricians	47-2111	\$30.38	\$29.26	\$63,190.40	\$60,860.00
Elevator Installers and Repairers	47-4021	\$50.82	\$55.43	\$105,705.60	\$115,300.00
Fence Erectors	47-4031	\$25.84	\$25.25	\$53,747.20	\$52,510.00
Financial Managers	11-3031	\$71.99	\$64.10	\$149,739.20	\$133,328.00
First-Line Supervisors of Construction Trades and Extraction Workers	47-1011	\$38.70	\$37.75	\$80,496.00	\$78,510.00
Floor Layers, Except Carpet, Wood, and Hard Tiles	47-2042	\$25.75	\$26.42	\$53,560.00	\$54,960.00
Floor Sanders and Finishers	47-2043	\$23.34	\$22.51	\$48,547.20	\$46,810.00
Glaziers	47-2121	\$27.12	\$27.56	\$56,409.60	\$57,330.00
Hazardous Materials Removal Workers	47-4041	\$24.34	\$23.98	\$50,627.20	\$49,870.00
Heating, Air Conditioning, and Refrigeration Mechanics and Installers	49-9021	\$30.35	\$29.17	\$63,128.00	\$60,680.00
Heavy and Tractor-Trailer Truck Drivers	53-3032	\$28.88	\$27.92	\$60,070.40	\$58,070.00
Helpers--Electricians	47-3013	\$21.10	\$20.01	\$43,888.00	\$41,610.00
Highway Maintenance Workers	47-4051	\$27.73	\$28.12	\$57,678.40	\$58,490.00
Industrial Truck and Tractor Operators	53-7051	\$23.50	\$22.88	\$48,880.00	\$47,590.00
Information and Record Clerks, All Other	43-4199	\$24.02	\$23.77	\$49,961.60	\$49,440.00
Installation, Maintenance, and Repair Workers, All Other	49-9099	\$24.53	\$23.40	\$51,022.40	\$48,680.00
Insulation Workers, Floor, Ceiling, and Wall	47-2131	\$27.77	\$26.84	\$57,761.60	\$55,820.00
Insulation Workers, Mechanical	47-2132	\$26.75	\$26.17	\$55,640.00	\$54,440.00
Laborers and Freight, Stock, and Material Movers, Hand	53-7062	\$20.92	\$20.91	\$43,513.60	\$43,490.00
Maintenance and Repair Workers, General	49-9071	\$26.03	\$25.08	\$54,142.40	\$52,160.00
Maintenance Workers, Machinery	49-9043	\$31.79	\$31.14	\$66,123.20	\$64,760.00
Managers, All Other	11-9199	\$64.87	\$61.58	\$134,929.60	\$128,086.40
Millwrights	49-9044	\$31.01	\$29.91	\$64,500.80	\$62,220.00
Mobile Heavy Equipment Mechanics, Except Engines	49-3042	\$31.99	\$30.91	\$66,539.20	\$64,290.00
Operating Engineers and Other Construction Equipment Operators	47-2073	\$30.66	\$29.01	\$63,772.80	\$60,330.00
Painters, Construction and Maintenance	47-2141	\$25.04	\$23.90	\$52,083.20	\$49,710.00
Paving, Surfacing, and Tamping Equipment Operators	47-2071	\$28.91	\$29.38	\$60,132.80	\$61,110.00
Pipelayers	47-2151	\$26.41	\$25.96	\$54,932.80	\$53,990.00
Plumbers, Pipefitters, and Steamfitters	47-2152	\$33.67	\$30.72	\$70,033.60	\$63,890.00
Rail-Track Laying and Maintenance Equipment Operators	47-4061	\$25.91	\$21.94	\$53,892.80	\$45,640.00
Roofers	47-2181	\$25.04	\$23.39	\$52,083.20	\$48,660.00
Secretaries and Administrative Assistants, Except Legal, Medical, and Executive	43-6014	\$22.01	\$21.71	\$45,780.80	\$45,150.00
Septic Tank Servicers and Sewer Pipe Cleaners	47-4071	\$27.50	\$27.87	\$57,200.00	\$57,980.00
Sheet Metal Workers	47-2211	\$31.48	\$31.95	\$65,478.40	\$66,460.00
Solar Photovoltaic Installers	47-2231	\$27.35	\$27.28	\$56,888.00	\$56,740.00
Structural Iron and Steel Workers	47-2221	\$35.15	\$37.21	\$73,112.00	\$77,400.00
Tapers	47-2082	\$30.77	\$32.20	\$64,001.60	\$66,980.00
Telecommunications Line Installers and Repairers	49-9052	\$30.42	\$29.27	\$63,273.60	\$60,890.00
Tile and Marble Setters	47-2044	\$28.83	\$26.13	\$59,966.40	\$54,350.00
Tool and Die Makers	51-4111	\$31.62	\$31.25	\$65,769.60	\$65,000.00

The 2025 Iowa Wage data for the Statewide Laborshed area was produced by the Labor Force & Occupational Analysis Bureau to provide communities local information on wages by occupation. Additional occupational wage and employment data for the Statewide Laborshed area can be found at [workforce.iowa.gov/laborshed/data](http://workforce.iowa.gov/laborshed/data).

Balance of data compiled by Iowa Workforce Development using Laborshed data released in 2026.