

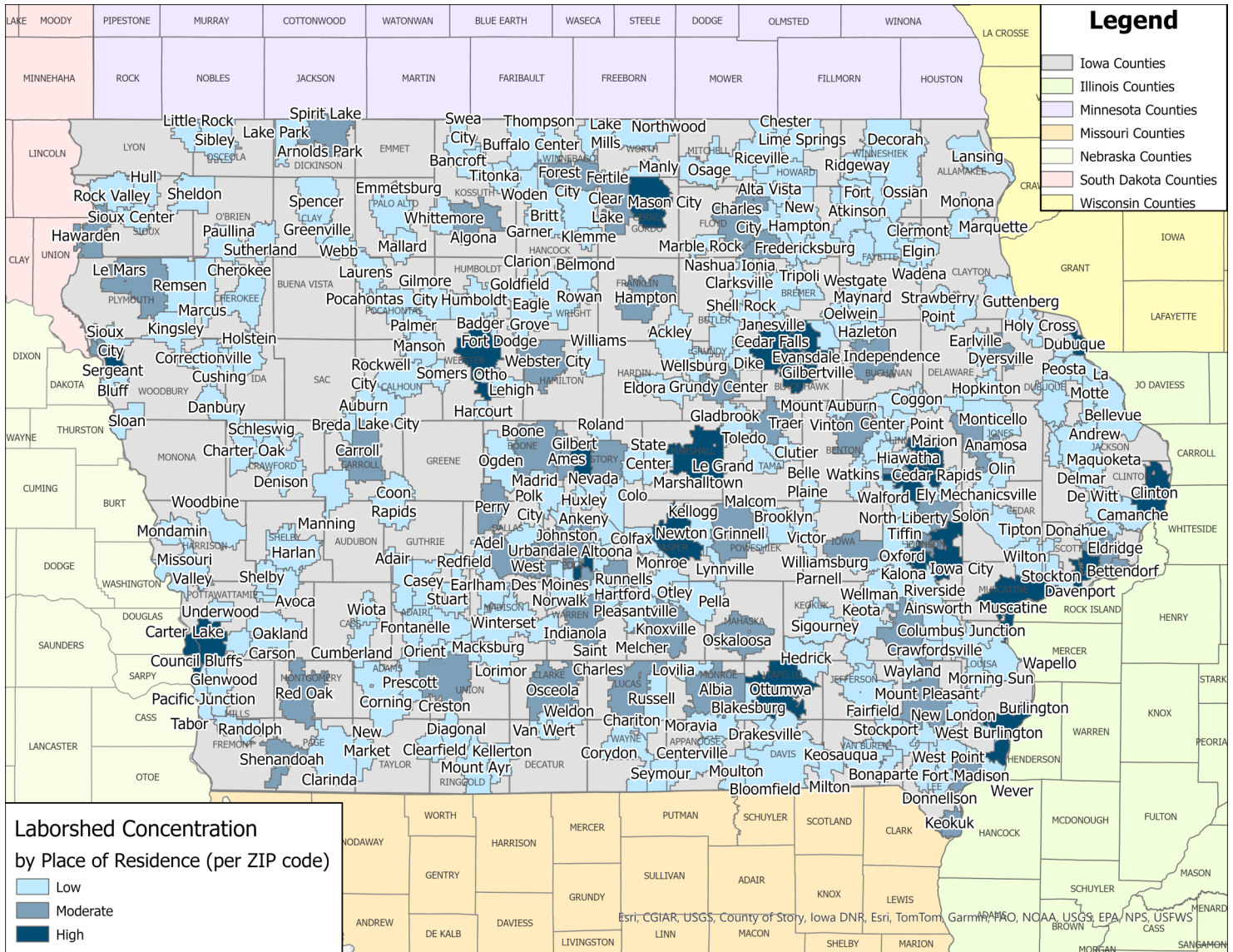
LABOR CHARACTERISTICS

FOOD PROCESSING



STATEWIDE LABORSHED AREA

**CONCENTRATION OF RESPONDENTS WITHIN THE LABORSHED AREA
WITH TRANSFERABLE EXPERIENCE/SKILLS BY PLACE OF RESIDENCE**



Workers who have transferable experience/skills in the industry are currently commuting an average of 17 miles one way for work. Those who are likely to change/accept employment are willing to commute an average of 28 miles one way for the right employment opportunity.

FOR MORE INFORMATION REGARDING THE STATEWIDE REGIONAL LABORSHED, CONTACT:

Iowa Workforce Development
 Labor Market Information Division
 1000 E. Grand Avenue, Des Moines, Iowa 50319
 Phone: (515) 281-3035 | Email: laborshed.studies@iwd.iowa.gov
<https://workforce.iowa.gov/laborshed>



**Iowa Workforce
Development**
 Economic Development

LABOR CHARACTERISTICS

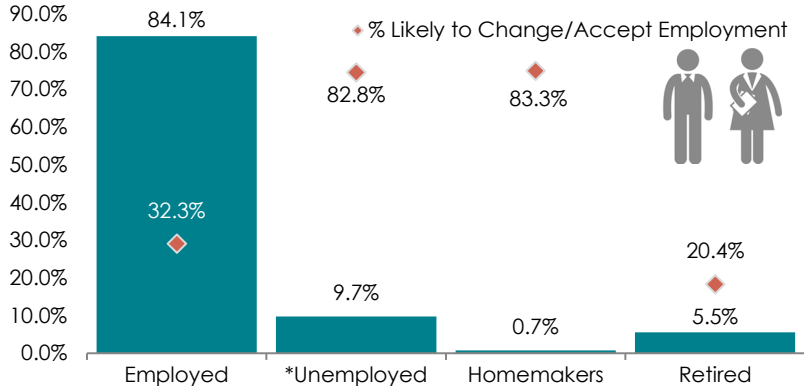


FOOD PROCESSING

ESTIMATED AVAILABLE LABOR PER OCCUPATIONAL CATEGORY:

- Agricultural and Food Science Technicians - 0.1%
- Agricultural Inspectors - 0.1%
- Bakers - 0.4%
- Bus and Truck Mechanics and Diesel Engine Specialists - 1.2%
- Butchers and Meat Cutters - 0.6%
- Buyers and Purchasing Agents, Farm Products - 0.2%
- Cutting and Slicing Machine Operators, and Tenders - 0.3%
- Electricians - 6.3%
- Engineering Technicians, Except Drafters, All Other - 1.2%
- Engineers, All Other - 4.9%
- Extruding, Forming, Pressing, and Compacting Machine Operators, and Tenders - 0.2%
- First-Line Supervisors of Mechanics, Installers, and Repairers - 5.8%
- First-Line Supervisors of Production and Operating Workers - 3.6%
- First-Line Supervisors of Transportation and Material-Moving Machine and Vehicle Operators - 0.1%
- Food Processing Workers, All Other - 0.1%
- Heavy and Tractor-Trailer Truck Drivers - 23.2%
- Industrial Engineering Technicians - 0.3%
- Industrial Engineers - 1.8%
- Industrial Machinery Mechanics - 0.9%
- Industrial Production Managers - 4.8%
- Industrial Truck and Tractor Operators - 1.7%
- Inspectors, Testers, Sorters, Samplers, and Weighers - 2.7%
- Installation, Maintenance, and Repair Workers, All Other - 10.7%
- Laborers and Freight, Stock, and Material Movers, Hand - 6.2%
- Light Truck or Delivery Services Drivers - 3.1%
- Maintenance Workers, Machinery - 0.2%
- Material Moving Workers, All Other - 0.2%
- Meat, Poultry, and Fish Cutters and Trimmers - 0.2%
- Mixing and Blending Machine Operators, and Tenders - 0.3%
- Packaging and Filling Machine Operators and Tenders - 0.2%
- Packers and Packagers, Hand - 0.7%
- Plant and System Operators, All Other - 0.1%
- Production Workers, All Other - 7.5%
- Separating, Filtering, Clarifying, Precipitating, and Still Machine Operators, and Tenders - 0.2%
- Slaughterers and Meat Packers - 0.1%
- Team Assemblers - 3.5%
- Transportation, Storage, and Distribution Managers - 5%
- Water and Wastewater Treatment Plant and System Operators - 1%

ESTIMATED TOTAL BY EMPLOYMENT STATUS (PERCENTAGE):



*Employment status is self-identified by the survey respondent. The unemployment percentage does not reflect the unemployment rate published by the U.S. Bureau of Labor Statistics, which applies a stricter definition.

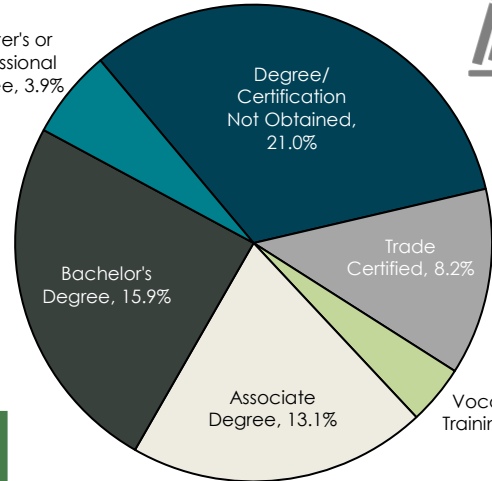
EMPLOYMENT STATS:

- 65.8% paid an hourly wage
- 94.6% are/were employed full-time
- 5.4% are/were employed part-time
- 10.2% are/were self-employed
- 11.6% hold two or more jobs
- Currently working an average of 47 hours/week

EDUCATIONAL LEVEL:

(64.7% HAVE AN EDUCATION BEYOND HIGH SCHOOL)

Master's or Professional Degree, 3.9%




UNDEREMPLOYMENT (ESTIMATED):

- Low hours - 0.8%
- Mismatch of skills - 11.1%
- Low income - 0.2%
- Total - 12.0%

(Individuals counted only once when estimating Total Underemployment.)

CURRENT BENEFITS:



DESIRED BENEFITS:



TOP JOB SEARCH RESOURCES:

(For those seeking employment opportunities, by use.)

- Internet - 77.3%
 - www.indeed.com
 - www.linkedin.com
 - [Company/Organization Websites](#)
- Networking through friends, family or acquaintances - 44.5%
- IowaWORKS Centers - 21.4%
- Private Employment Services - 15.5%



LABOR CHARACTERISTICS



FOOD PROCESSING

OCCUPATION	OCCUPATIONAL CODE	MEAN WAGE	MEDIAN WAGE	MEAN SALARY	MEDIAN SALARY
Agricultural Inspectors	45-2011	\$27.12	\$23.85	\$56,409.60	\$49,600.00
Bakers	51-3011	\$17.87	\$17.89	\$37,169.60	\$37,210.00
Bus and Truck Mechanics and Diesel Engine Specialists	49-3031	\$29.28	\$28.69	\$60,902.40	\$59,680.00
Butchers and Meat Cutters	51-3021	\$18.49	\$18.15	\$38,459.20	\$37,750.00
Cleaning, Washing, and Metal Pickling Equipment Operators and Tenders	51-9192	\$23.59	\$22.58	\$49,067.20	\$46,970.00
Conveyor Operators and Tenders	53-7011	\$26.42	\$27.36	\$54,953.60	\$56,900.00
Cooling and Freezing Equipment Operators and Tenders	51-9193	\$30.65	\$30.06	\$63,752.00	\$62,520.00
Crushing, Grinding, and Polishing Machine Setters, Operators, and Tenders	51-9021	\$27.77	\$30.09	\$57,761.60	\$62,590.00
Cutting and Slicing Machine Setters, Operators, and Tenders	51-9032	\$25.05	\$23.84	\$52,104.00	\$49,600.00
Electricians	47-2111	\$30.38	\$29.26	\$63,190.40	\$60,860.00
Engineering Technicians, Except Drafters, All Other	17-3029	\$31.95	\$30.35	\$66,456.00	\$63,120.00
Engineers, All Other	17-2199	\$49.79	\$49.56	\$103,563.20	\$103,090.00
Extruding, Forming, Pressing, and Compacting Machine Setters, Operators, and Tenders	51-9041	\$24.48	\$23.72	\$50,918.40	\$49,340.00
First-Line Supervisors of Mechanics, Installers, and Repairers	49-1011	\$38.64	\$37.67	\$80,371.20	\$78,340.00
First-Line Supervisors of Production and Operating Workers	51-1011	\$35.67	\$35.94	\$74,193.60	\$74,750.00
Food and Tobacco Roasting, Baking, and Drying Machine Operators and Tenders	51-3091	\$23.59	\$23.06	\$49,067.20	\$47,960.00
Food Batchmakers	51-3092	\$24.34	\$23.22	\$50,627.20	\$48,300.00
Food Cooking Machine Operators and Tenders	51-3093	\$23.26	\$23.03	\$48,380.80	\$47,900.00
Food Processing Workers, All Other	51-3099	\$20.11	\$20.07	\$41,828.80	\$41,740.00
Food Scientists and Technologists	19-1012	\$39.70	\$39.43	\$82,576.00	\$82,010.00
Graders and Sorters, Agricultural Products	45-2041	\$22.38	\$20.41	\$46,550.40	\$42,450.00
Heavy and Tractor-Trailer Truck Drivers	53-3032	\$28.88	\$27.92	\$60,070.40	\$58,070.00
Helpers--Production Workers	51-9198	\$22.04	\$21.91	\$45,843.20	\$45,560.00
Industrial Engineering Technicians	17-3026	\$33.01	\$30.97	\$68,660.80	\$64,410.00
Industrial Engineers	17-2112	\$48.03	\$46.96	\$99,902.40	\$97,690.00
Industrial Machinery Mechanics	49-9041	\$31.94	\$30.96	\$66,435.20	\$64,400.00
Industrial Production Managers	11-3051	\$56.76	\$51.21	\$118,060.80	\$106,516.80
Industrial Truck and Tractor Operators	53-7051	\$23.50	\$22.88	\$48,880.00	\$47,590.00
Inspectors, Testers, Sorters, Samplers, and Weighers	51-9061	\$25.94	\$24.40	\$53,955.20	\$50,740.00
Installation, Maintenance, and Repair Workers, All Other	49-9099	\$24.53	\$23.40	\$51,022.40	\$48,680.00
Laborers and Freight, Stock, and Material Movers, Hand	53-7062	\$20.92	\$20.91	\$43,513.60	\$43,490.00
Light Truck or Delivery Services Drivers	53-3033	\$22.45	\$20.56	\$46,696.00	\$42,750.00
Machine Feeders and Offbearers	53-7063	\$22.17	\$21.75	\$46,113.60	\$45,250.00
Maintenance and Repair Workers, General	49-9071	\$26.03	\$25.08	\$54,142.40	\$52,160.00
Maintenance Workers, Machinery	49-9043	\$31.79	\$31.14	\$66,123.20	\$64,760.00
Material Moving Workers, All Other	53-7199	\$26.35	\$24.50	\$54,808.00	\$50,960.00
Meat, Poultry, and Fish Cutters and Trimmers	51-3022	\$20.46	\$20.76	\$42,556.80	\$43,190.00
Mixing and Blending Machine Setters, Operators, and Tenders	51-9023	\$26.18	\$24.79	\$54,454.40	\$51,570.00
Ophthalmic Laboratory Technicians	51-9083	\$17.90	\$16.30	\$37,232.00	\$33,910.00
Packaging and Filling Machine Operators and Tenders	51-9111	\$23.24	\$21.95	\$48,339.20	\$45,660.00
Packers and Packagers, Hand	53-7064	\$18.43	\$18.02	\$38,334.40	\$37,470.00
Plant and System Operators, All Other	51-8099	\$37.54	\$36.44	\$78,083.20	\$75,800.00
Production Workers, All Other	51-9199	\$21.40	\$21.37	\$44,512.00	\$44,450.00
Separating, Filtering, Clarifying, Precipitating, and Still Machine Setters, Operators, and Tenders	51-9012	\$26.91	\$25.11	\$55,972.80	\$52,220.00
Slaughterers and Meat Packers	51-3023	\$20.26	\$21.07	\$42,140.80	\$43,820.00
Tank Car, Truck, and Ship Loaders	53-7121	\$25.47	\$24.74	\$52,977.60	\$51,450.00
Transportation, Storage, and Distribution Managers	11-3071	\$51.80	\$47.60	\$107,744.00	\$99,008.00
Water and Wastewater Treatment Plant and System Operators	51-8031	\$29.23	\$29.32	\$60,798.40	\$60,990.00

The 2025 Iowa Wage data for the Statewide Laborshed area was produced by the Labor Force & Occupational Analysis Bureau to provide communities local information on wages by occupation. Additional occupational wage and employment data for the Statewide Laborshed area can be found at workforce.iowa.gov/laborshed/data.

Balance of data compiled by Iowa Workforce Development using Laborshed data released in 2026.