


2024 IOWA INDUSTRY PROFILE

MINING, QUARRYING, AND OIL AND GAS EXTRACTION



IOWA WORKFORCE DEVELOPMENT

What is Mining, Quarrying, and Oil and Gas Extraction?

The **Mining, Quarrying, and Oil and Gas Extraction** sector comprises establishments that extract naturally occurring mineral solids, such as coal and ores; liquid minerals, such as crude petroleum; and gases, such as natural gas.

The term mining is used in a broad sense to include quarrying, well operations, beneficiating (i.e., crushing, screening, washing and flotation), and other preparation customarily performed at the mine site, or as a part of mining activities.

Source: www.bls.gov/cew/bls_naics/bls_naics_app.htm

Industry Employment & Wages

0.1% - Of all covered public and private employment in Iowa, with 2,187 jobs.

18.4% higher - than the statewide average of \$61,352 for all industries, the 2024 average annual wage for the sector was \$72,658.

8.8% decrease - In employment from 2019 to 2024, losing 210 jobs. There was a slight increase in 2023 (by 29 employees), dropping again in 2024 to the same level seen in 2022. Wages have increased year over since 2015 increasing by 33.7 percent.

Establishment Facts



191


Mining, Quarrying, and Oil and Gas Extraction locations across Iowa in 2024

181

Mining (except Oil and Gas) subsector locations represented 94.8 percent of all locations within the sector, accounting for 181 locations. The other 5.2 percent of establishments belonged to the Support Activities for Mining and Oil & Gas Extraction subsectors.



\$129,918 - National Annual Average Wage*



\$72,658 - Iowa Annual Average Wage*

44.1% lower annual average wage in Iowa for this sector than the national average. Iowa also had the second lowest annual average wage for this sector compared to its neighboring states, apart from Kansas. North Dakota had the highest annual average wage reporting \$131,795.

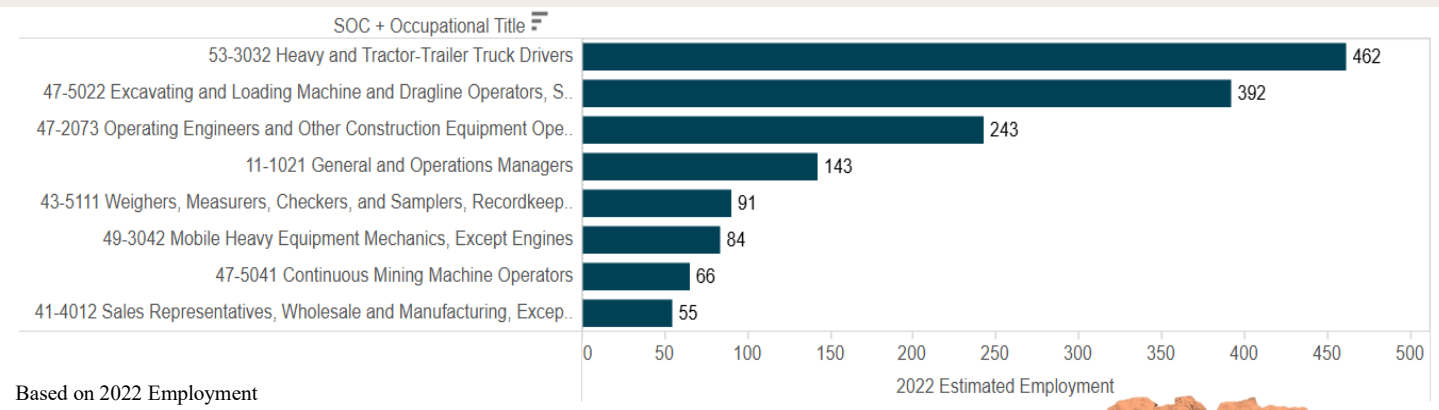
Source: Quarterly Census of Employment and Wages (QCEW), Bureau of Labor Statistics
Iowa Workforce Development
<https://workforce.iowa.gov/labor-market-information/>

*Annual Average Wage only includes private employment

<https://www.iowalmi.gov/qcew>

MINING, QUARRYING, AND OIL AND GAS EXTRACTION Iowa Industry Profile

Top 10 Occupations for Mining, Quarrying, and Oil and Gas Extraction



21.1% - of all the sector employment is within Heavy and Tractor-Trailer Truck Drivers occupation.

2024-4th Qtr Industry Subsector Breakout by Employment & Wages

Industry Description	Locations	Average Monthly Employment	Average Weekly Wage Calculation
Grand Total	194	2,237	\$1,443
Mining (except Oil and Gas)	181	2,175	\$1,440
Support Activities for Mining	11	62	\$1,545
Oil and Gas Extraction	2		

97.2% - of industry employment was in the largest subsector within this industry, Mining (except Oil and Gas), which employed 2,175 workers.

\$1,545 - average weekly wage in the Support Activities for Mining subsector was the highest in the industry.

Contact Information

Iowa Workforce Development, Employment Statistics Bureau

1000 E Grand Ave
Des Moines, IA 50319
800-532-1249

Fax: 515-281-8195

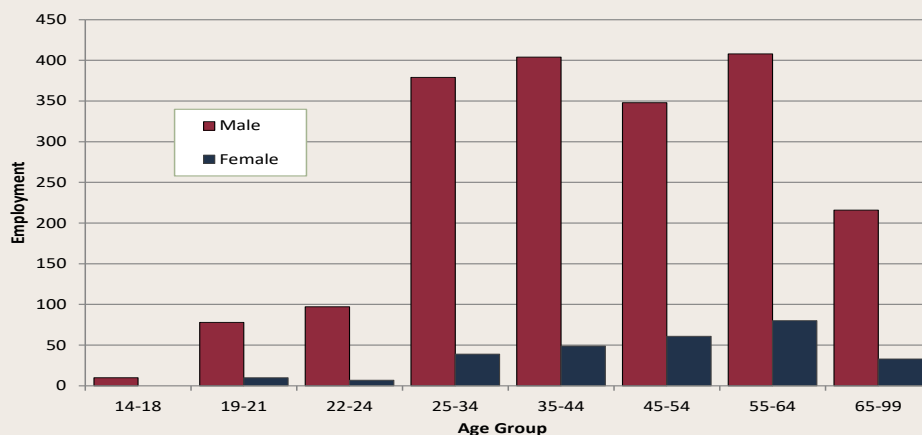
iw.d.lmi@iwd.iowa.gov

www.iowaworkforcedevelopment.gov

*Equal opportunity employer/program.
Auxiliary aids and services are available upon request to individuals with disabilities.*

TTY 515-281-4748
1-800-831-1399

Industry Distribution by Age and Gender, 4th Quarter 2024



87.4%- of sector employment is made up of males, while females accounted for 12.6 percent of the workforce.

Source: Quarterly Census of Employment and Wages (QCEW), Bureau of Labor Statistics
Iowa Workforce Development
<https://workforce.iowa.gov/labor-market-information/>