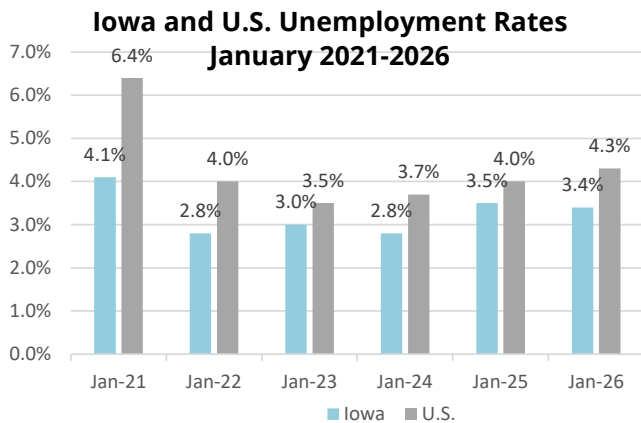
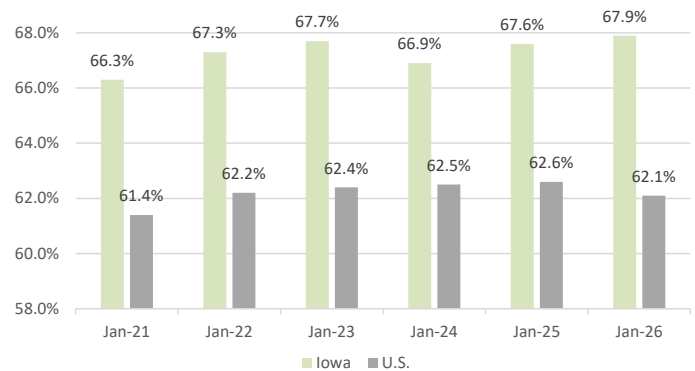


Labor Force & Unemployment

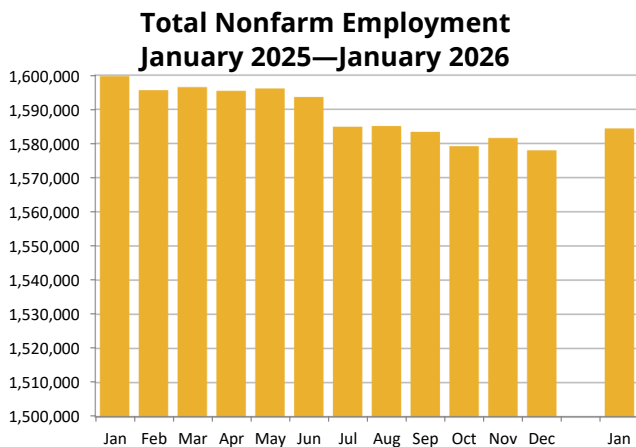


Iowa and U.S. Labor Force Participation Rates



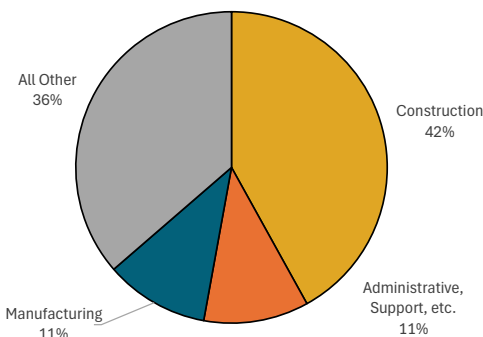
- Iowa's unemployment rate was 3.4 percent in January. The state's jobless rate was 3.5 percent one year ago.
- The U.S. unemployment rate decreased to 4.3 percent in January.
- The state's total employment level increased to 1,684,700 in January from 1,683,900 in December.
- Iowa's labor force participation rate remained at 67.9 percent in January.
- 35 to 44 year olds had the highest labor force participation rate at 89.2 percent, followed closely by 45 to 54 year olds at 89.1 percent.

Nonfarm Employment



- Iowa establishments added 6,400 jobs in January. Private industry gained 5,000 jobs and government added 1,400 jobs. Despite the gain, total nonfarm employment trails last year's mark by 15,300 jobs.
- Professional and business services increased the most to begin the year (+1,800). Administrative support and waste management industries fueled this gain.
- Construction gained 1,300 jobs in January. This sector is up 2,100 jobs since October.
- Manufacturing rose by 1,000 jobs. Nondurable goods producers added 700 of those jobs. Many of these hires were within animal slaughtering and processing.
- Health care and social assistance has added the most jobs annually (+3,100), followed by administrative support and waste management (+2,300). Leisure and hospitality has shed the most jobs annually (-6,100) and manufacturing (-4,200).
- Nationally, the U.S. gained 130,000 jobs in January. Health care added 82,000 jobs and social assistance increased by 42,000 jobs.

Insured Unemployed by Industry January 2026



- The *Characteristics of the Insured Unemployed* Report is based on the number of weeks claimed during the week of the 19th of each month.
- Construction accounted for 42% of the insured unemployed in the January report. This was caused by construction's seasonal pattern.
- Administrative, support, etc. followed with 11%. This group includes various services, but landscaping accounts for most of the seasonal claims.
- Manufacturing followed with 11%. None of the other industry sectors accounted for more than 5% of the insured unemployed.

Upcoming Monthly News Release Schedule

Reference Month	Statewide News Release	Local Area News Release
January	April 8, 2026	April 8, 2026
February	April 22, 2026	April 22, 2026
March	May 6, 2026	May 6, 2026

Labor Market Information Division

IowaLMI.gov

Phone: 515-242-5862

Donna Burkett, Bureau Chief

Source: Labor Market Information (LMI) Division, Iowa Workforce Development—Bureau of Labor Statistics (BLS) unless noted. (Reference: January 2026)