

PROFILE OF IOWA'S UNEMPLOYMENT BENEFIT RECIPIENTS

February 2025



The characteristics data used in this report is based on claimants who filed a regular UI continued weeks claim during the week including the 19th of the month. This data is prone to seasonality.



GENDER

AGE

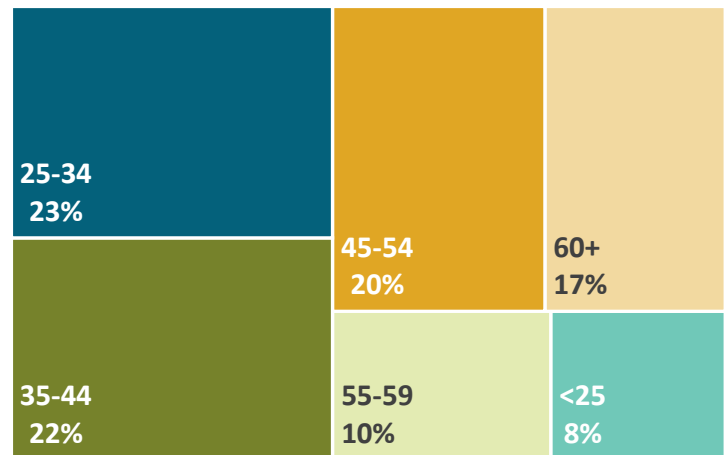


81% of claimants were **MALE**

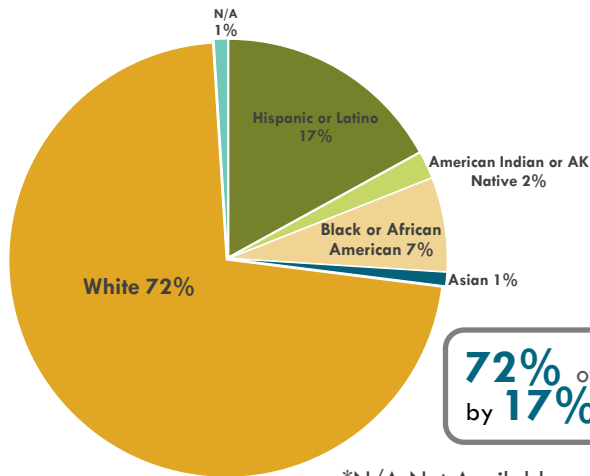


18% of claimants were **FEMALE**

1% of gender responses, N/A



RACE/ETHNICITY



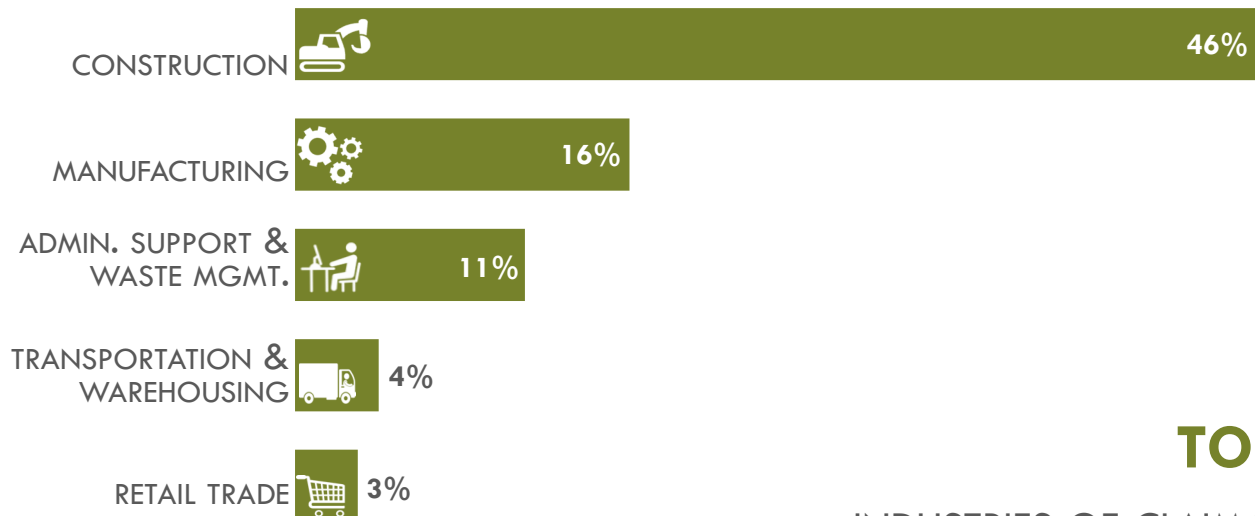
72% of all claimants were White followed by **17%** Hispanic or Latino.

65% of all claimants were between the ages of **25 & 54.**

*N/A-Not Available

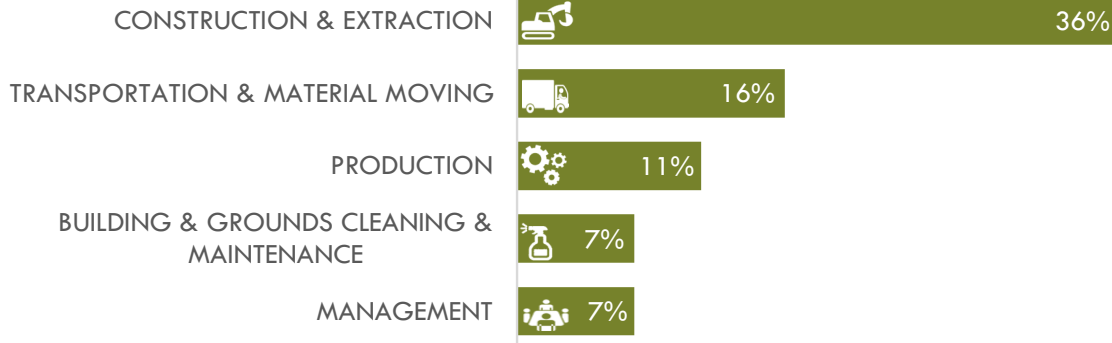


INDUSTRY



TOP 5
INDUSTRIES OF CLAIMANTS

OCCUPATION



CHANGE

Gender	Feb-25	Jan-25	Change	Feb-24	Change
Male	18,979	1,033	5.8%	2,265	13.6%
Female	4,345	-34	-0.8%	641	17.3%
INA	176	2	1.1%	48	37.5%

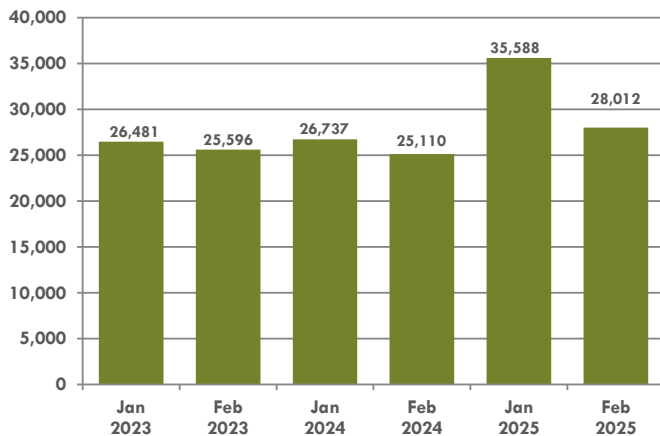
Industry	Feb-25	Jan-25	Change	Feb-24	Change
Construction	10,918	1,209	12.5%	1,078	11.0%
Manufacturing	3,680	-412	-10.1%	832	29.2%
Admin. Support & Waste Mgmt.	2,473	79	3.3%	249	11.2%
Transportation & Warehousing	880	83	10.4%	80	10.0%
Retail Trade	789	5	0.6%	-2	-0.3%

Age	Feb-25	Jan-25	Change	Feb-24	Change
<25	2,011	142	7.6%	294	17.1%
25-34	5,417	228	4.4%	840	18.4%
35-44	5,207	140	2.8%	666	14.7%
45-54	4,677	118	2.6%	601	14.7%
55-59	2,246	130	6.1%	260	13.1%
60+	3,942	243	6.6%	293	8.0%
INA	0	0	0.0%	0	0.0%

Occupation	Feb-25	Jan-25	Change	Feb-24	Change
Construction & Extraction	8,442	903	12.0%	842	11.1%
Transportation & Material Moving	3,836	325	9.3%	496	14.9%
Production	2,675	-486	-15.4%	513	23.7%
Management	1,721	114	7.1%	209	13.8%
Building & Grounds Cleaning & Maintenance	1,623	75	4.8%	156	10.6%

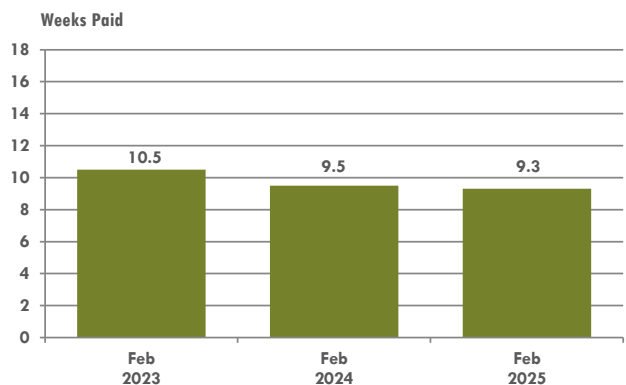
*INA-Information Not Provided

NUMBER OF UI RECIPIENTS



- Recipients represent the number of persons receiving at least one UI benefit payment during the month.
- The number of UI recipients for February 2025 (28,012) decreased by 7,576 from the recipient number in January 2025 (35,588) and increased by 2,902 when compared to February 2024, (25,110). Most claims coming from layoffs in manufacturing and seasonal layoffs in construction.

DURATION OF UI BENEFITS



- The maximum duration of UI benefits for most UI claimants is 16 weeks, (26 weeks maximum for plant closing). Duration measures the 12 month average of regular UI benefits only.
- The duration of benefits for February 2025 was at 9.3 weeks. An increase from January 2025 (9.1 weeks). The duration of benefits was 9.5 weeks in February 2024.

Source: Iowa Unemployment Insurance Statistics. Note: The UI system was primarily designed to serve people who lost their last job. These characteristics do not necessarily reflect job leavers, new entrants, reentrants, and benefit exhaustees. Only regular UI claims are represented here. Typically about 30% to 40% of unemployed persons are receiving UI benefits in Iowa. This may be higher during recessions.