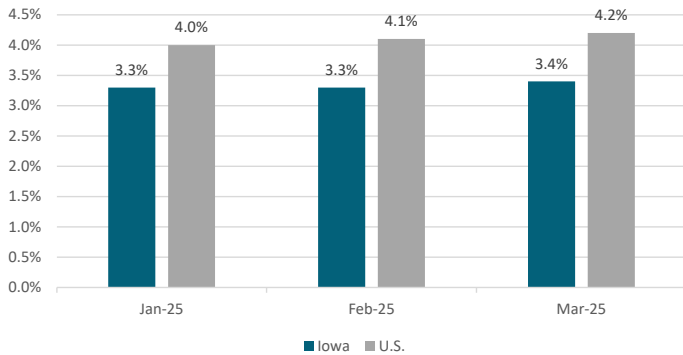
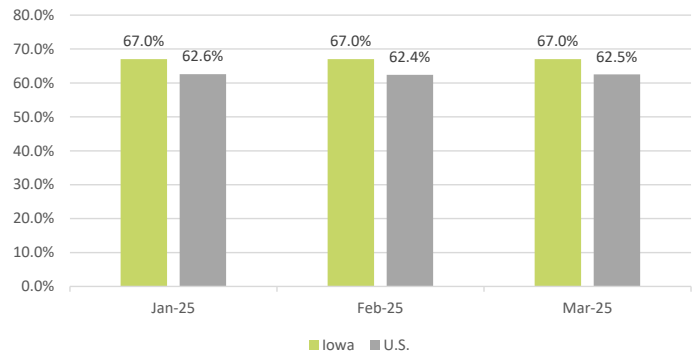


## Labor Force & Unemployment

Iowa and U.S. Unemployment Rates 2025



Iowa and U.S. Labor Force Participation Rates

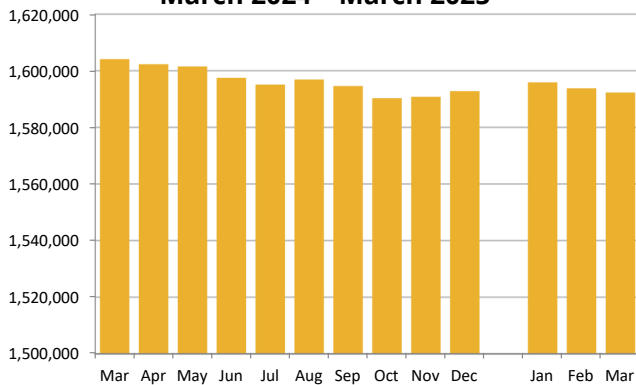


- Iowa's unemployment rate rose to 3.4 percent in March. The state's jobless rate was 2.7 percent one year ago.
- The state's total employment level increased to 1,664,000 in March from 1,663,600 in February.

- Iowa's labor force participation rate remained at 67.0 percent in March.
- 68 percent of people not in the labor force are age 55 or older.
- The U.S. unemployment rate increased to 4.2 percent in March.

## Nonfarm Employment

Total Nonfarm Employment  
March 2024—March 2025

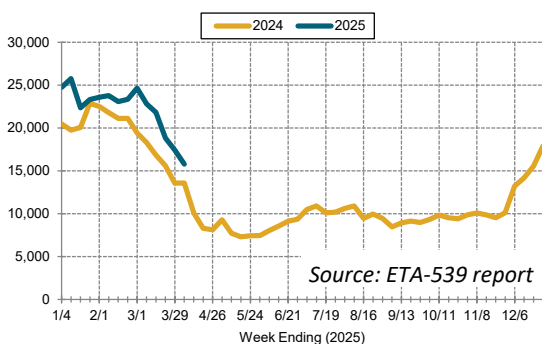


- Firms in Iowa shed 1,500 jobs in March. Private service industries were responsible for the decline.

- Professional and business services lost 2,000 jobs. Over half of those jobs shed were in administrative support and waste management.
- Leisure and hospitality shed 900 jobs. Recreational industries provided a majority of those jobs shed.
- Construction added 500 jobs in March. This sector has increased in three of the last four months.
- Transportation and warehousing gained 400 jobs. This sector has added jobs in four consecutive months.
- Total nonfarm employment trails last year's level by 11,800 jobs. Manufacturing has fueled much of this loss (-8,000). Health care and social assistance helped offset this loss and is up 5,900 jobs.
- U.S. total nonfarm employment gained 228,000 jobs in March. Health care added the most jobs (+54,000).

## Unemployment Insurance (UI) Benefits

Continued Claims 2024-2025



- Unemployment Insurance continued claims increased by 26 percent from an average of 16,075 per week during March 2024 to 20,232 per week during March 2025.
- The primary reason for the jump was an increase in manufacturing layoffs. Continued claims still follow the same seasonal pattern as last year and fell by 15% from the February average of 23,723.

Upcoming Monthly News Release Schedule

Reference Month	Statewide News Release	Local Area News Release
March	April 17, 2025	April 22, 2025
April	May 15, 2025	May 20, 2025
May	June 19, 2025	June 24, 2025

## Labor Market Information Division

[iowaLMI.gov](http://iowaLMI.gov)

Phone: 515-242-5862

Donna Burkett, Bureau Chief

Source: Labor Market Information (LMI) Division, Iowa Workforce Development—Bureau of Labor Statistics (BLS) unless noted. (Reference: March 2025)