


CENTRAL IOWA  
LWDA  
Executive Summary

RELEASED 2023

# EMPLOYMENT BENEFIT ANALYSIS



Central Iowa LWDA includes the following counties: Boone, Dallas, Jasper, Madison, Marion, Polk, Story, and Warren

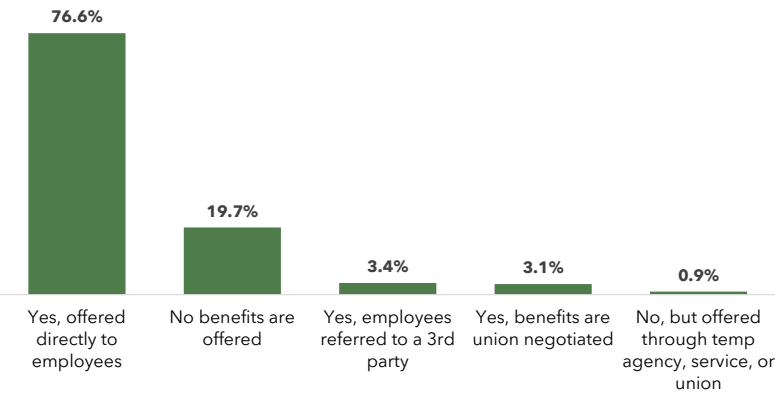
# 2023 Employment Benefit Analysis for the Central Iowa Local Workforce Development Area

Iowa Workforce Development (IWD) conducted the seventh Workforce Needs Assessment Survey during the fall of 2022 through the spring of 2023. Within this survey, data regarding the benefits employers offer their employees is collected. Surveyed employers are asked: if benefits are offered, who are benefits offered to, which benefits are offered, and the cost of benefits—among other questions.

In October of 2022, 25,160 employers operating 39,254 locations in the State of Iowa were contacted and asked to participate in the survey. In the Central Iowa LWDA, 9,903 locations were contacted. By the end of the survey period (March 2023), IWD received 2,430 responses from employers in the Central Iowa LWDA, for a response rate of 24.5% (by locations contacted).

## BENEFITS OFFERED

### Percentage of employers who offer benefits to their employees



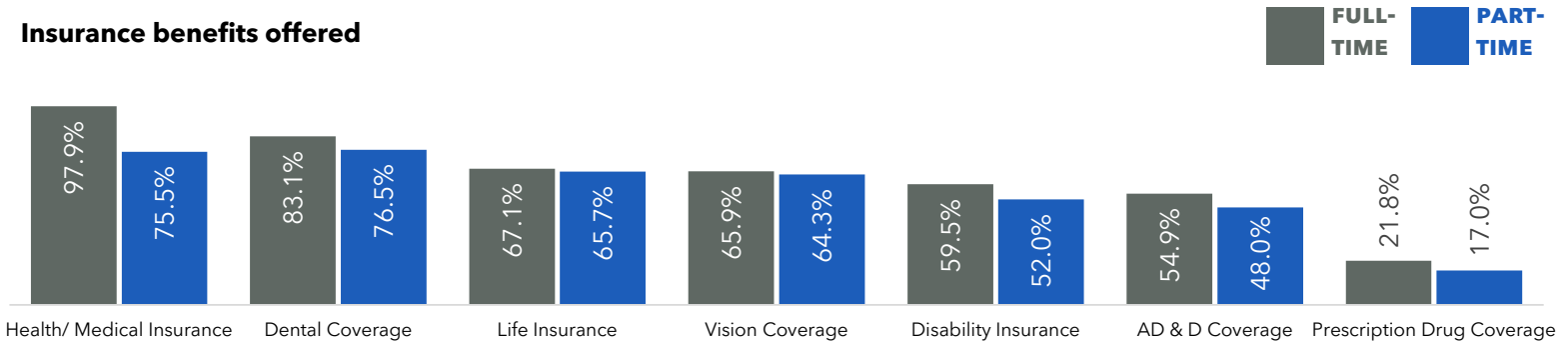
### Status of employees employers reported they offer benefits to

EMPLOYEE STATUS OFFERED BENEFITS	%
Full-Time Employees	76.9%
Both Full- & Part-Time Employees	23.0%
Part-Time Employees	0.1%



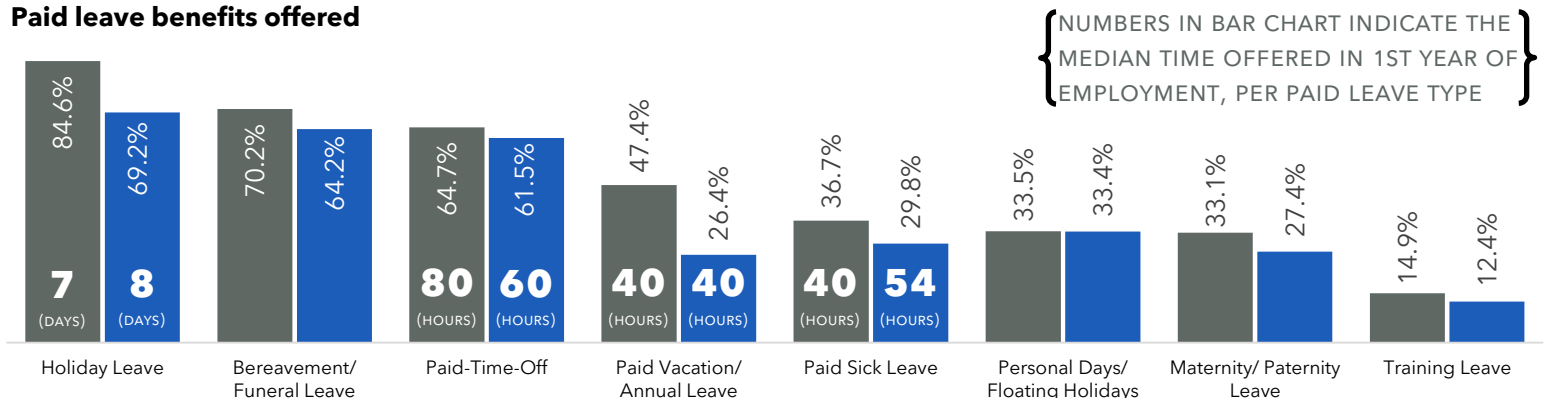
### Types of benefits offered by employers by employee status

#### Insurance benefits offered



\*AD & D coverage represents accidental death and dismemberment insurance. Benefits sorted high-to-low by benefits offered to full-time employees.

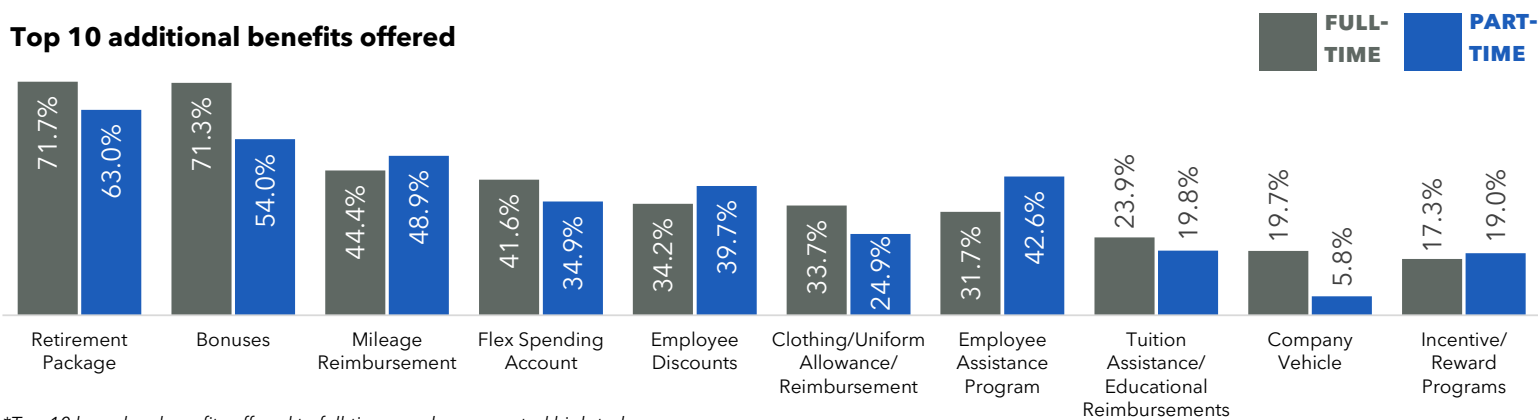
#### Paid leave benefits offered



\*Benefits sorted high-to-low by benefits offered to full-time employees.

# BENEFITS OFFERED (continued)

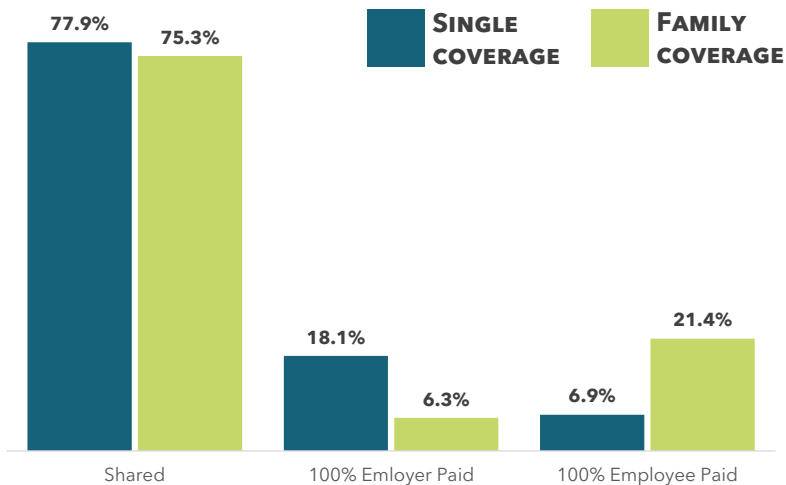
## Top 10 additional benefits offered



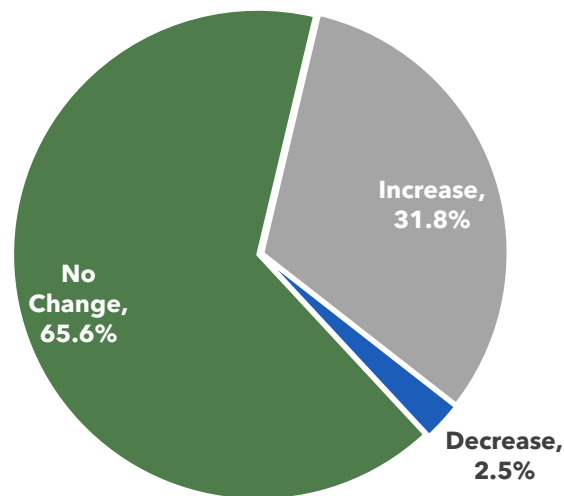
\*Top 10 based on benefits offered to full-time employees, sorted high-to-low.

# BENEFIT COSTS

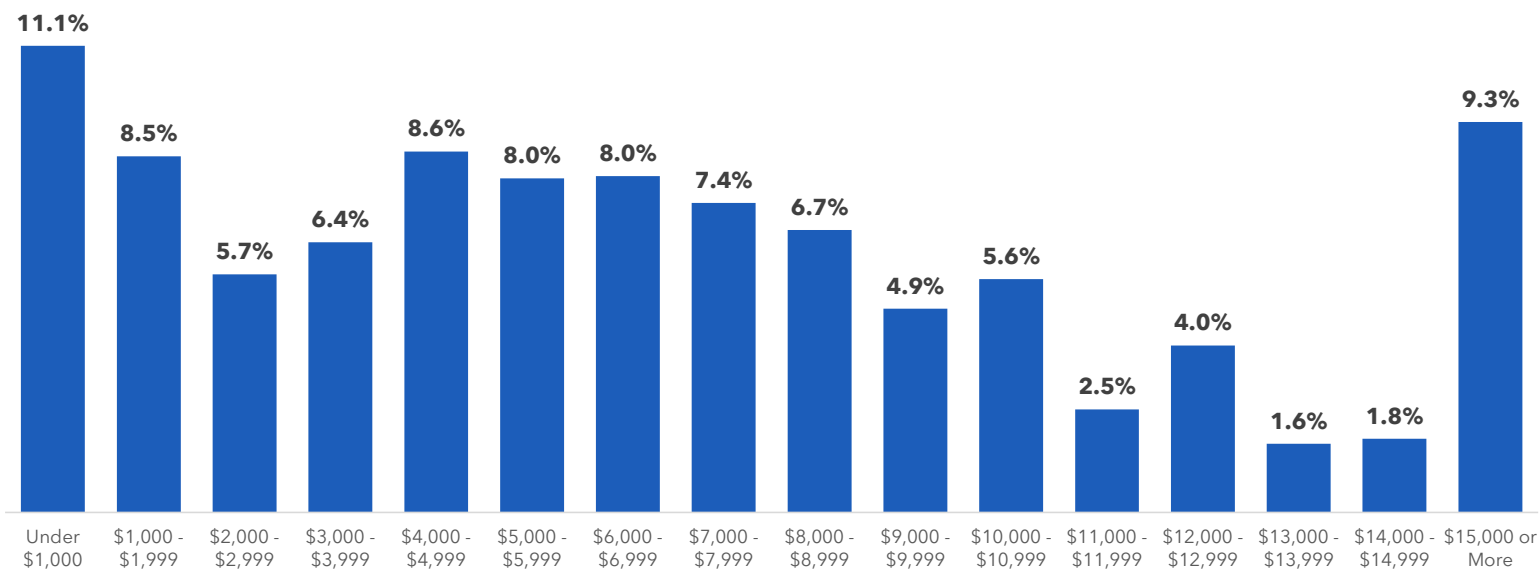
## How insurance premiums are paid, as reported by surveyed employers



## Expected change to employee contribution to health insurance premiums in the next year



## Average annual cost of health insurance premiums per employee, as reported by surveyed employers





**Iowa Workforce Development**  
Labor Market Information Division  
Research & Analysis Bureau  
1000 E Grand Ave  
Des Moines, IA 50309  
[workforce.iowa.gov](http://workforce.iowa.gov)  
[workforce.iowa.gov/eba](http://workforce.iowa.gov/eba)