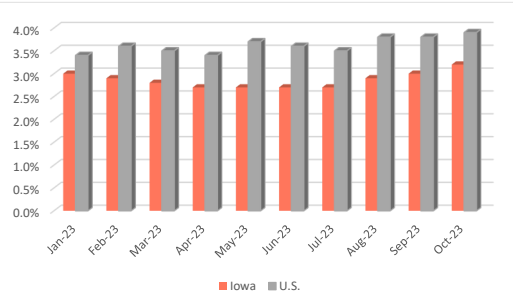


Status of the Iowa Workforce and Economy

Upcoming 2023 News Release Schedule

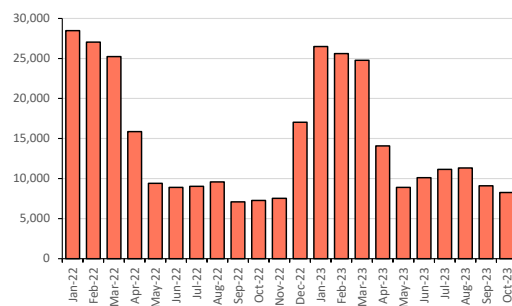
Reference Month	Statewide News Release	Local Area News Release
Jan	Mar 13	Mar 13
Feb	Mar 23	Mar 28
Mar	Apr 20	Apr 25
Apr	May 18	May 23
May	Jun 15	Jun 20
Jun	Jul 20	Jul 25
Jul	Aug 17	Aug 22
Aug	Sep 15	Sep 19
Sep	Oct 19	Oct 24
Oct	Nov 16	Nov 21
Nov	Dec 21	Dec 27
Dec	Jan 19	Jan 23

Iowa and U.S. Unemployment Rates—2023



- Iowa's unemployment rate increased to 3.2 percent in October. The state's jobless rate was 3.1 percent one year ago.
- The state's total employment level decreased to 1,679,900 in October from 1,688,200 in September.
- The U.S. unemployment rate rose to 3.9 percent in October.

Iowa Unemployment Insurance (UI) Recipients by Month*



*the number of persons receiving at least one regular UI benefit payment during the month.

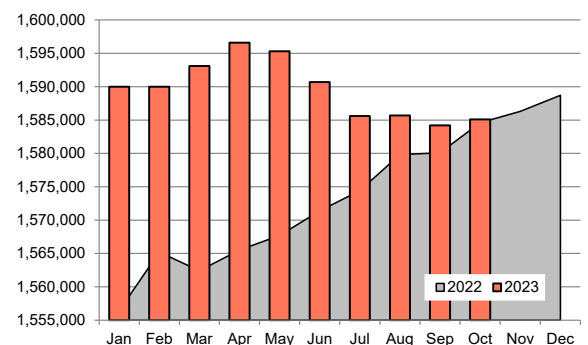
- The number of unemployment insurance (UI) benefit recipients declined by 819 from 9,089 in September to 8,270 in October.
- The number of benefit recipients in October 2022 was 7,279.

- Total nonfarm employment gained 900 jobs in October, raising payroll employment up to 1,585,100 jobs. This gain helps offset a loss of 1,500 in October.
- Professional and business services added the most jobs this month (+1,400). Administrative support and waste management fueled most of the hiring.
- Accommodations and food services gained 1,000 in October. This is the third consecutive gain for this sector which added 3,100 since July.
- Retail trade shed jobs for the third consecutive month and fueled much of the decline in trade, transportation, and warehousing. This sector has steadily trended down since April.
- Construction decreased slightly (-600) following a gain of 1,500 in September. This sector has steadily trended down since April.
- Over the past twelve months, 3,100 jobs have been added to Iowa payrolls. Education and health care have added the most jobs (+6,000) while professional and business services has pared the most jobs (-6,700).
- Nationally, the U.S. gained just 150,000 jobs in October. The largest gains were in health care and social assistance (+53,000) and government (+51,000).

Iowa Nonfarm Employment Seasonally Adjusted

Year	Month	Iowa Statewide Employment	Manufacturing
2023	Mar	1,593,100	226,800
	Apr	1,596,600	228,800
	May	1,595,300	227,400
	Jun	1,590,700	227,400
	Jul	1,585,600	226,200
	Aug	1,585,700	226,900
	Sep	1,584,200	226,700
	Oct	1,585,100	227,600

Total Nonfarm Employment January 2022 to October 2023



Iowa Workforce Development

Information Prepared by the Labor Market Information Division

1000 East Grand Avenue
Des Moines, Iowa 50319-0209

Phone: 515-242-5862
Fax: 515-281-8203

Donna Burkett, Bureau Chief
Iowa Workforce Development