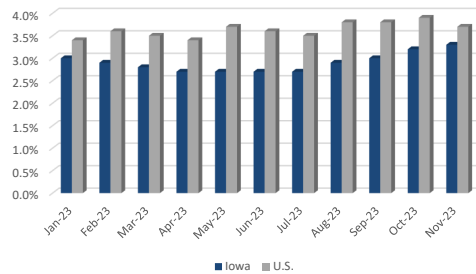


Status of the Iowa Workforce and Economy

Upcoming 2023 News Release Schedule

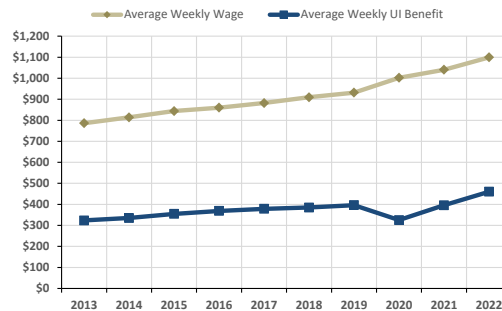
Reference Month	Statewide News Release	Local Area News Release
Jan	Mar 13	Mar 13
Feb	Mar 23	Mar 28
Mar	Apr 20	Apr 25
Apr	May 18	May 23
May	Jun 15	Jun 20
Jun	Jul 20	Jul 25
Jul	Aug 17	Aug 22
Aug	Sep 15	Sep 19
Sep	Oct 19	Oct 24
Oct	Nov 16	Nov 21
Nov	Dec 21	Dec 27
Dec	Jan 19	Jan 23

Iowa and U.S. Unemployment Rates—2023



- Iowa's unemployment rate increased to 3.3 percent in November. The state's jobless rate was 3.1 percent one year ago.
- The state's total unemployment level increased to 57,200 in November from 56,000 in October.
- The U.S. unemployment rate decreased to 3.7 percent in November.

Average Weekly Benefit for Regular UI vs. Average Weekly Wage for UI Covered Employment



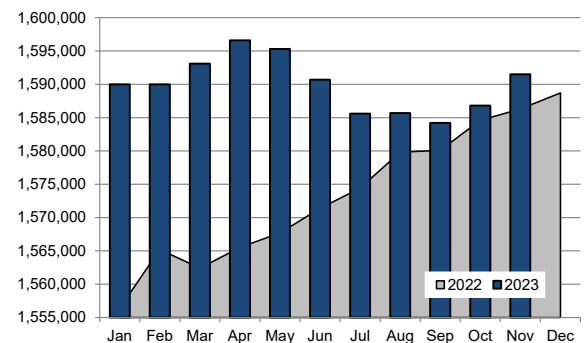
- The 2022 average weekly benefit for regular UI was \$460. The 2022 average weekly wage for UI covered employment was \$1,100. The average benefit has been running at about 41 percent of the average wage.
- The exception was 2020 when the pandemic resulted in more layoffs in lower wage industries. This caused the average weekly benefit to drop in 2020.

- Businesses added 4,700 jobs in November. This increase is the second consecutive gain with 7,300 jobs added since September.
- Construction firms added 1,800 jobs and gained 3,100 jobs in the last three months. Prior to this, construction had layoffs and shown weakness over the summer months.
- Education and health care advanced by 1,500. Most of the hiring was related to health care and social assistance.
- Financial activities added jobs (+1,000). Insurance carriers and related activities helped fuel this increase (+400).
- Professional and business services shed the most jobs in November (-1,000). Administrative support and waste management fueled the declines.
- Over the past twelve months, 10,300 jobs have been added to Iowa payrolls. Health care and social assistance have added the most jobs (+8,500) followed by manufacturing (+3,000). Conversely, professional and business services have pared the most jobs of an sector (-7,400).
- Nationally, the U.S. gained 199,000 jobs in November. The largest gains were in health care (+77,000) and government (49,000), and manufacturing (+28,000).

Iowa Nonfarm Employment Seasonally Adjusted

Year	Month	Iowa Statewide Employment	Manufacturing
2023	Apr	1,596,600	228,800
	May	1,595,300	227,400
	Jun	1,590,700	227,400
	Jul	1,585,600	226,200
	Aug	1,585,600	226,900
	Sep	1,585,700	226,700
	Oct	1,586,800	227,900
	Nov	1,591,500	227,800

Total Nonfarm Employment January 2022 to November 2023



Iowa Workforce Development

Information Prepared by the Labor Market Information Division

1000 East Grand Avenue
Des Moines, Iowa 50319-0209

Phone: 515-242-5862
Fax: 515-281-8203

Donna Burkett, Bureau Chief
Iowa Workforce Development