

PROFILE OF IOWA'S UNEMPLOYMENT BENEFIT RECIPIENTS

May 2024



The characteristics data used in this report is based on claimants who filed a regular UI continued weeks claim during the week including the 19th of the month. This data is prone to seasonality.



Iowa Workforce Development

GENDER



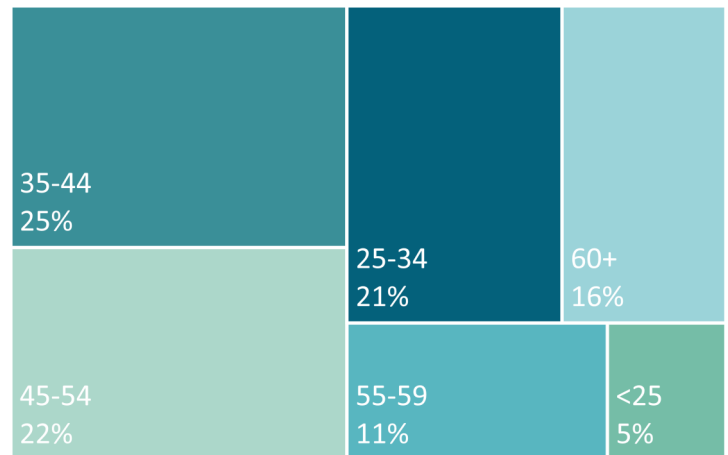
58% of claimants were **MALE**



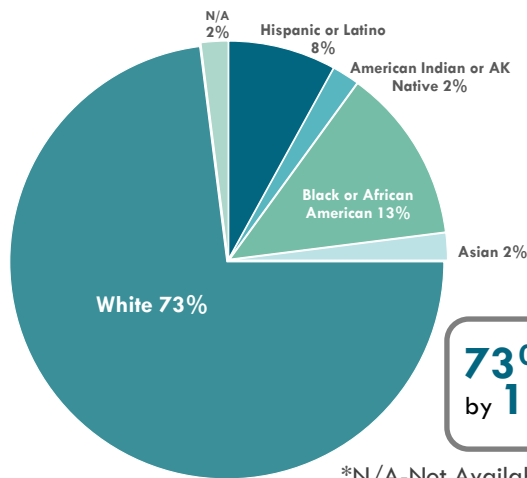
41% of claimants were **FEMALE**

1% of gender responses, N/A

AGE



RACE/ETHNICITY

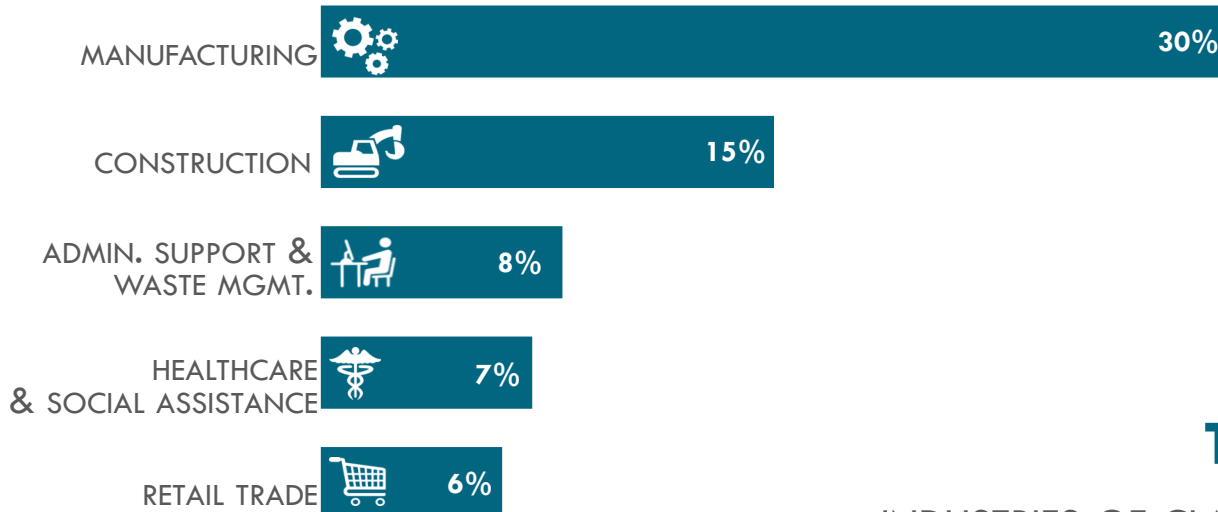


68% of all claimants were between the ages of **25 & 54.**

73% of all claimants were White followed by **13%** Black or African American

*N/A-Not Available


INDUSTRY



TOP 5

INDUSTRIES OF CLAIMANTS

OCCUPATION



CHANGE

Gender	May-24	Apr-24	Change	May-23	Change
Male	4,288	-1,519	-26.2%	879	25.8%
Female	3,061	262	9.4%	117	4.0%
INA	100	13	14.9%	16	19.0%

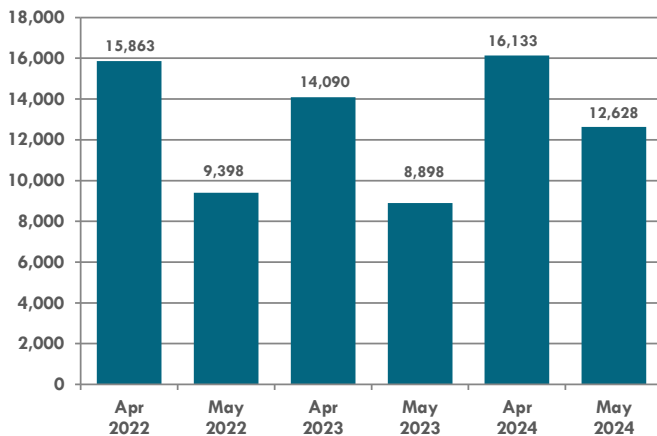
Age	May-24	Apr-24	Change	May-23	Change
<25	379	-92	-19.5%	45	13.5%
25-34	1,541	-160	-9.4%	220	16.7%
35-44	1,841	-154	-7.7%	205	12.5%
45-54	1,670	-303	-15.4%	255	18.0%
55-59	795	-122	-13.3%	112	16.4%
60+	1,223	-413	-25.2%	175	16.7%
INA	0	0	0.0%	0	0.0%

Industry	May-24	Apr-24	Change	May-23	Change
Construction	2,210	411	22.8%	401	22.2%
Manufacturing	1,082	-1,513	-58.3%	279	34.7%
Admin. Support & Waste Mgmt.	559	-180	-24.4%	31	5.9%
Healthcare & Social Assistance	552	35	6.8%	52	10.4%
Retail Trade	475	-8	-1.7%	-44	-8.5%

Occupation	May-24	Apr-24	Change	May-23	Change
Production	1,735	331	23.6%	272	18.6%
Office & Administrative Support	892	16	1.8%	-18	-2.0%
Construction & Extraction	861	-1,033	-54.5%	245	39.8%
Transportation & Material Moving	767	-427	-35.8%	155	25.3%
Management	742	-126	-14.5%	85	12.9%

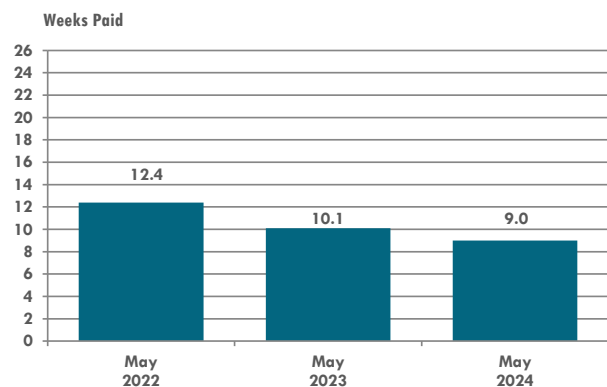
*INA-Information Not Provided

NUMBER OF UI RECIPIENTS



- Recipients represent the number of persons receiving at least one UI benefit payment during the month.
- The number of UI recipients for May 2024 (12,628) decreased by 3,505 from the recipient number in April 2024 (16,133) and increased by 3,730 when compared to May 2023, (8,898). Most claims coming from temporary layoffs in manufacturing and transportation and warehousing (school bus drivers).

DURATION OF UI BENEFITS



- The maximum duration of UI benefits for most UI claimants is 16 weeks, (26 weeks maximum for plant closing). Duration measures the 12 month average of regular UI benefits only.
- The duration of benefits for May 2024 remained at 9.0 weeks from April 2024 (9.0 weeks). The duration of benefits was 10.1 weeks in May 2023.

Source: Iowa Unemployment Insurance Statistics. Note: The UI system was primarily designed to serve people who lost their last job. These characteristics do not necessarily reflect job leavers, new entrants, reentrants, and benefit exhaustees. Only regular UI claims are represented here. Typically about 30% to 40% of unemployed persons are receiving UI benefits in Iowa. This may be higher during recessions.