

# PROFILE OF IOWA'S UNEMPLOYMENT BENEFIT RECIPIENTS

June 2024



The characteristics data used in this report is based on claimants who filed a regular UI continued weeks claim during the week including the 19th of the month. This data is prone to seasonality.



Iowa Workforce Development

## GENDER



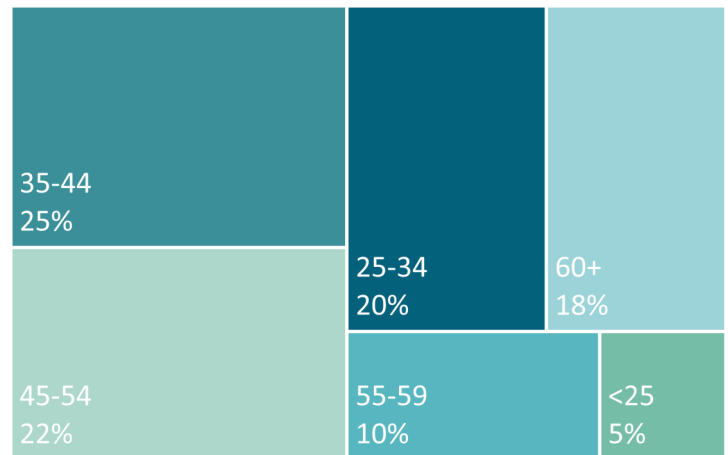
**52%** of claimants were **MALE**



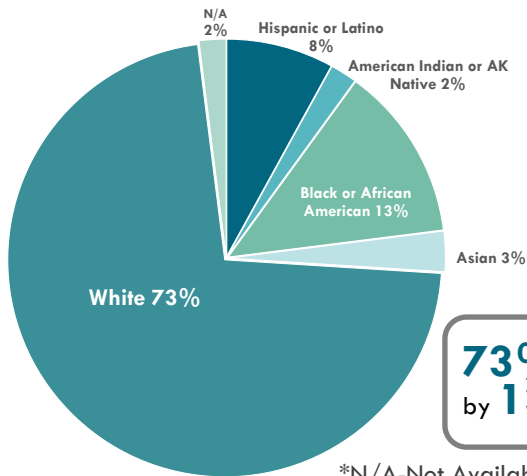
**47%** of claimants were **FEMALE**

1% of gender responses, N/A

## AGE



## RACE/ETHNICITY



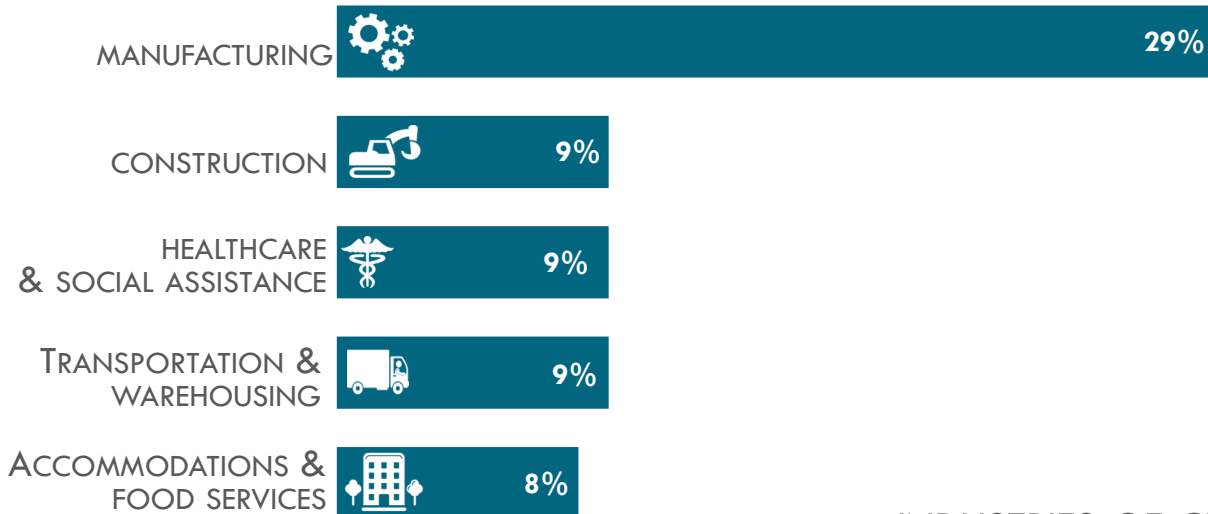
**67%** of all claimants were between the ages of **25 & 54.**

**73%** of all claimants were White followed by **13%** Black or African American

\*N/A-Not Available



## INDUSTRY

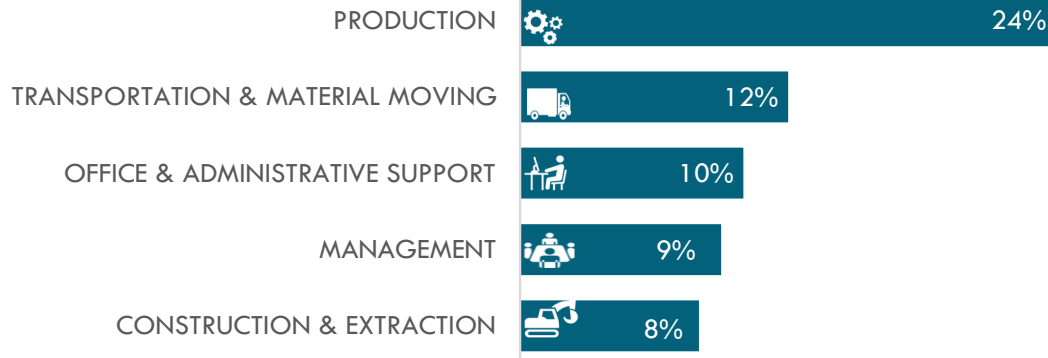


**TOP 5**

INDUSTRIES OF CLAIMANTS

OCCUPATIONAL CATEGORIES OF CLAIMANTS

OCCUPATION



CHANGE

Gender	Jun-24	May-24	Jun-23
Male	4,688	400	9.3%
Female	4,257	1,196	39.1%
INA	100	0	0.0%

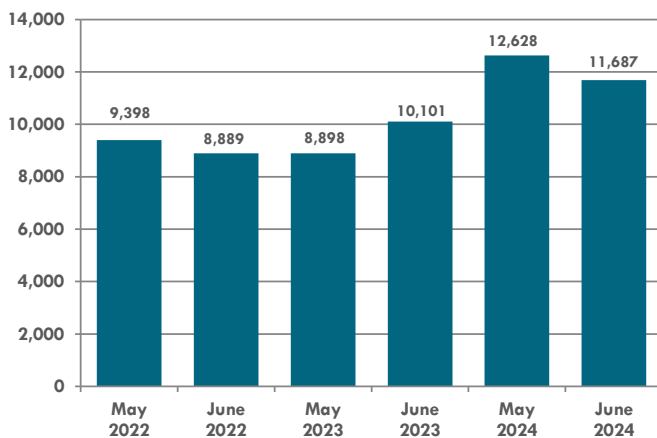
Industry	Jun-24	May-24	Jun-23
Manufacturing	2,616	406	18.4%
Transportation & Warehousing	845	491	138.7%
Healthcare & Social Assistance	825	273	49.5%
Construction	800	-282	-26.1%
Accommodation & Food Services	751	353	88.7%

Age	Jun-24	May-24	Jun-23
<25	445	66	17.4%
25-34	1,821	280	18.2%
35-44	2,206	365	19.8%
45-54	1,994	324	19.4%
55-59	937	142	17.9%
60+	1,642	419	34.3%
INA	0	0	0.0%

Occupation	Jun-24	May-24	Jun-23
Production	2,182	447	25.8%
Transportation & Material Moving	1,066	299	39.0%
Office & Administrative Support	906	14	1.6%
Management	800	58	7.8%
Construction & Extraction	712	-149	-17.3%

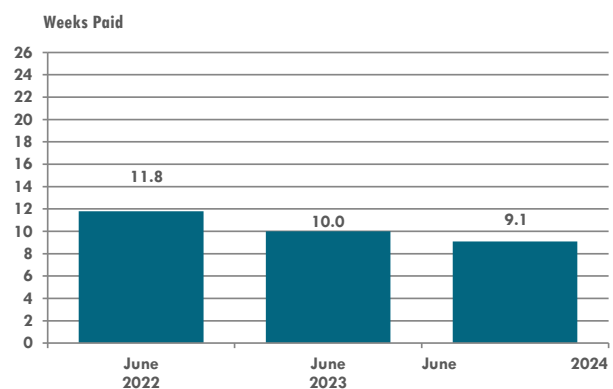
\*INA-Information Not Provided

NUMBER OF UI RECIPIENTS



- Recipients represent the number of persons receiving at least one UI benefit payment during the month.
- The number of UI recipients for June 2024 (11,687) decreased by 941 from the recipient number in May 2024 (12,628) and increased by 1,586 when compared to June 2023, (10,101). Most claims coming from temporary layoffs in manufacturing.

DURATION OF UI BENEFITS



- The maximum duration of UI benefits for most UI claimants is 16 weeks, (26 weeks maximum for plant closing). Duration measures the 12 month average of regular UI benefits only.
- The duration of benefits for June 2024 increased to 9.1 weeks from May 2024 (9.0 weeks). The duration of benefits was 10.0 weeks in June 2023.

Source: Iowa Unemployment Insurance Statistics. Note: The UI system was primarily designed to serve people who lost their last job. These characteristics do not necessarily reflect job leavers, new entrants, reentrants, and benefit exhaustees. Only regular UI claims are represented here. Typically about 30% to 40% of unemployed persons are receiving UI benefits in Iowa. This may be higher during recessions.