

# PROFILE OF IOWA'S UNEMPLOYMENT BENEFIT RECIPIENTS

August 2024



The characteristics data used in this report is based on claimants who filed a regular UI continued weeks claim during the week including the 19th of the month. This data is prone to seasonality.



Iowa Workforce Development

## GENDER



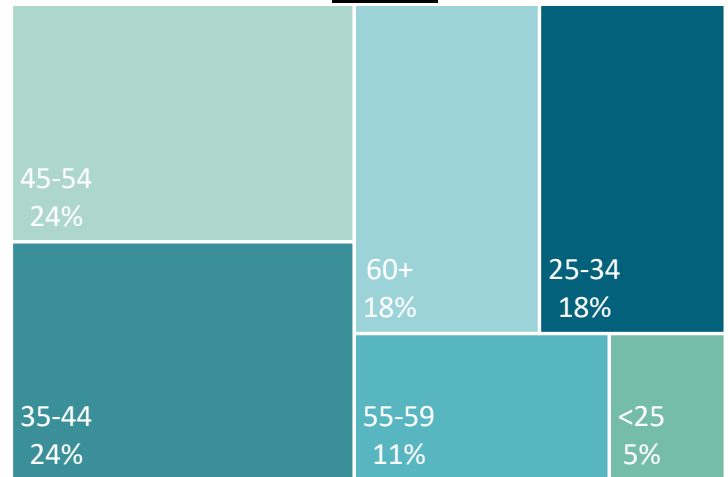
**55%** of claimants were **MALE**



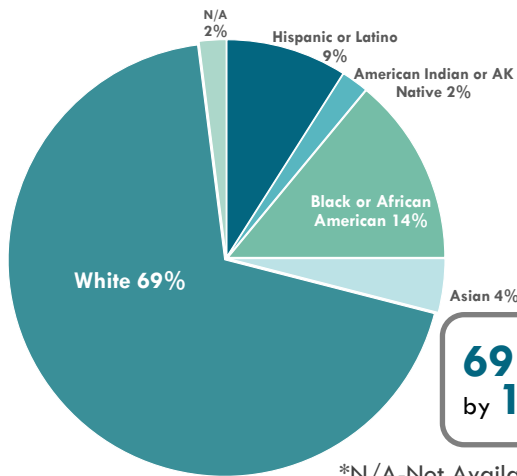
**44%** of claimants were **FEMALE**

1% of gender responses, N/A

## AGE



## RACE/ETHNICITY



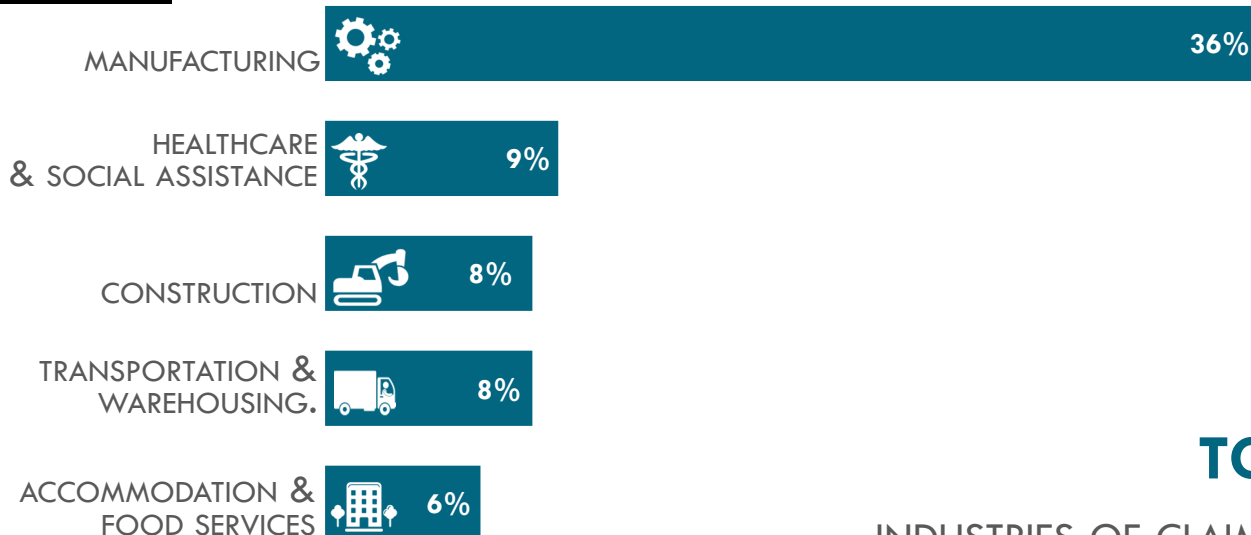
**69%** of all claimants were White followed by **14%** Black or African American

**66%** of all claimants were between the ages of **25 & 54.**

\*N/A-Not Available

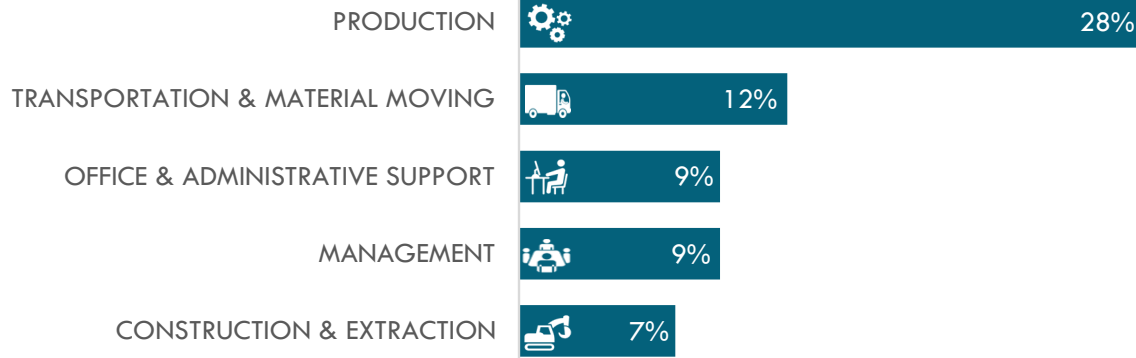


## INDUSTRY



**TOP 5**  
INDUSTRIES OF CLAIMANTS

# OCCUPATION



# CHANGE

Gender	Aug-24	Jul-24	Aug-23
Male	5,459	276	5.3%
Female	4,421	-227	-4.9%
INA	128	14	12.3%

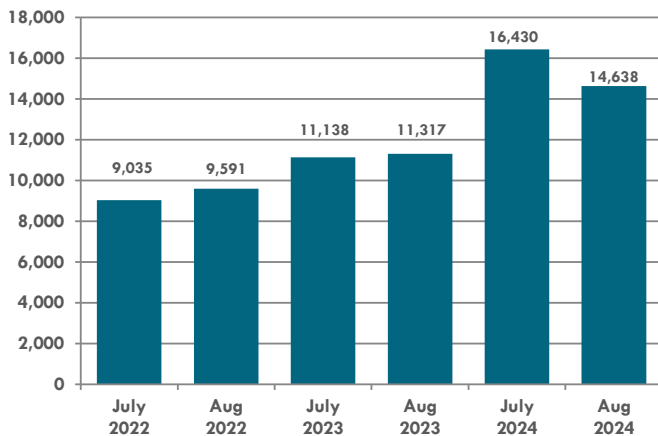
Industry	Aug-24	Jul-24	Aug-23
Manufacturing	3,610	369	11.4%
Healthcare & Social Assistance	846	-111	-11.6%
Construction	823	50	6.5%
Transportation & Warehousing	806	-51	-6.0%
Accommodation & Food Services	581	-198	-25.4%

Age	Aug-24	Jul-24	Aug-23
<25	494	-6	-1.2%
25-34	1,832	2	0.1%
35-44	2,421	5	0.2%
45-54	2,378	77	3.3%
55-59	1,122	43	4.0%
60+	1,761	-58	-3.2%
INA	0	0	0.0%

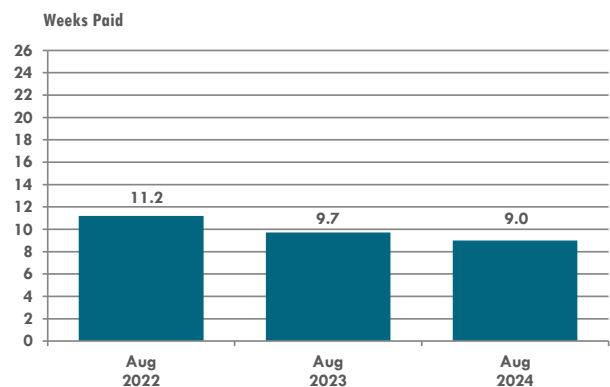
Occupation	Aug-24	Jul-24	Aug-23
Production	2,824	162	6.1%
Transportation & Material Moving	1,154	22	1.9%
Office & Administrative Support	940	-8	-0.8%
Management	891	49	5.8%
Construction & Extraction	726	43	6.3%

\*INA-Information Not Provided

NUMBER OF UI RECIPIENTS



DURATION OF UI BENEFITS



- Recipients represent the number of persons receiving at least one UI benefit payment during the month.
- The number of UI recipients for August 2024 (14,638) decreased by 1,792 from the recipient number in July 2024 (16,430) and increased by 3,321 when compared to August 2023, (11,317). Most claims coming from temporary layoffs in manufacturing.

- The maximum duration of UI benefits for most UI claimants is 16 weeks, (26 weeks maximum for plant closing). Duration measures the 12 month average of regular UI benefits only.
- The duration of benefits for August 2024 was at 9.0 weeks. A decrease from July 2024 (9.1 weeks). The duration of benefits was 9.7 weeks in August 2023.

Source: Iowa Unemployment Insurance Statistics. Note: The UI system was primarily designed to serve people who lost their last job. These characteristics do not necessarily reflect job leavers, new entrants, reentrants, and benefit exhaustees. Only regular UI claims are represented here. Typically about 30% to 40% of unemployed persons are receiving UI benefits in Iowa. This may be higher during recessions.