

PROFILE OF IOWA'S UNEMPLOYMENT BENEFIT RECIPIENTS

July 2024



The characteristics data used in this report is based on claimants who filed a regular UI continued weeks claim during the week including the 19th of the month. This data is prone to seasonality.



Iowa Workforce Development

GENDER



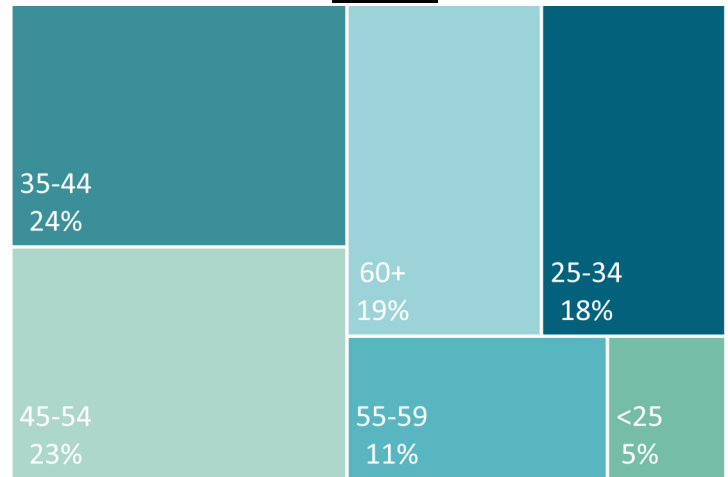
52% of claimants were **MALE**



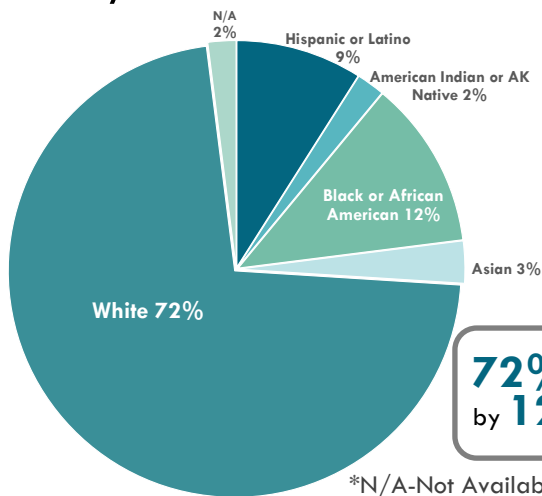
47% of claimants were **FEMALE**

1% of gender responses, N/A

AGE



RACE/ETHNICITY



65% of all claimants were between the ages of **25 & 54.**

72% of all claimants were White followed by **12%** Black or African American

*N/A-Not Available



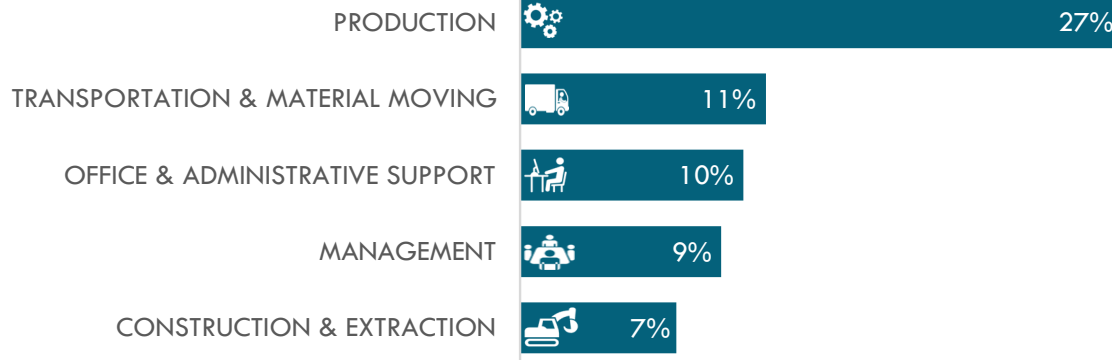
INDUSTRY



TOP 5

INDUSTRIES OF CLAIMANTS

OCCUPATION



CHANGE

Gender	Jul-24	Jun-24	Jul-23
Male	5,183	495	10.6%
Female	4,648	391	9.2%
INA	114	14	14.0%

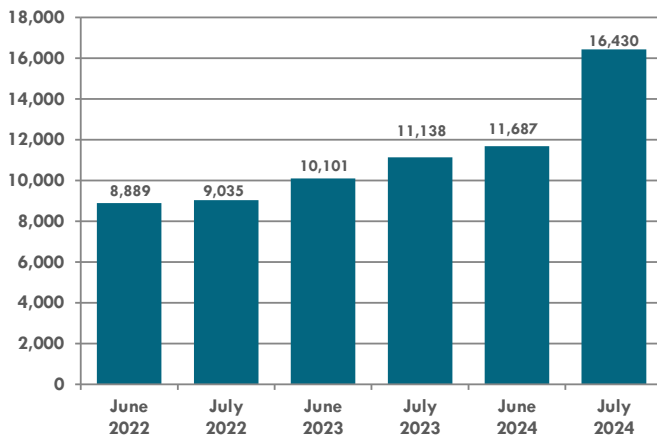
Age	Jul-24	Jun-24	Jul-23
<25	500	55	12.4%
25-34	1,830	9	0.5%
35-44	2,416	210	9.5%
45-54	2,301	307	15.4%
55-59	1,079	142	15.2%
60+	1,819	177	10.8%
INA	0	0	0.0%

Industry	Jul-24	Jun-24	Jul-23
Manufacturing	3,241	625	23.9%
Healthcare & Social Assistance	957	132	16.0%
Transportation & Warehousing	857	12	1.4%
Accommodation & Food Services	779	28	3.7%
Construction	773	-27	-3.4%

Occupation	Jul-24	Jun-24	Jul-23
Production	2,662	480	22.0%
Transportation & Material Moving	1,132	66	6.2%
Office & Administrative Support	948	42	4.6%
Management	842	42	5.3%
Construction & Extraction	683	-29	-4.1%

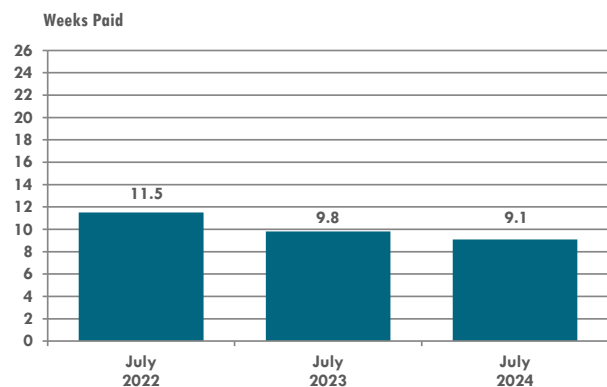
*INA-Information Not Provided

NUMBER OF UI RECIPIENTS



- Recipients represent the number of persons receiving at least one UI benefit payment during the month.
- The number of UI recipients for July 2024 (16,430) increased by 4,743 from the recipient number in June 2024 (11,687) and increased by 5,292 when compared to July 2023, (11,138). Most claims coming from layoffs in manufacturing.

DURATION OF UI BENEFITS



- The maximum duration of UI benefits for most UI claimants is 16 weeks, (26 weeks maximum for plant closing). Duration measures the 12 month average of regular UI benefits only.
- The duration of benefits for July 2024 remained at 9.1 weeks as in June 2024 (9.1 weeks). The duration of benefits was 9.8 weeks in July 2023.

Source: Iowa Unemployment Insurance Statistics. Note: The UI system was primarily designed to serve people who lost their last job. These characteristics do not necessarily reflect job leavers, new entrants, reentrants, and benefit exhaustees. Only regular UI claims are represented here. Typically about 30% to 40% of unemployed persons are receiving UI benefits in Iowa. This may be higher during recessions.