

PROFILE OF IOWA'S UNEMPLOYMENT BENEFIT RECIPIENTS

October 2024



The characteristics data used in this report is based on claimants who filed a regular UI continued weeks claim during the week including the 19th of the month. This data is prone to seasonality.



Iowa Workforce Development

GENDER



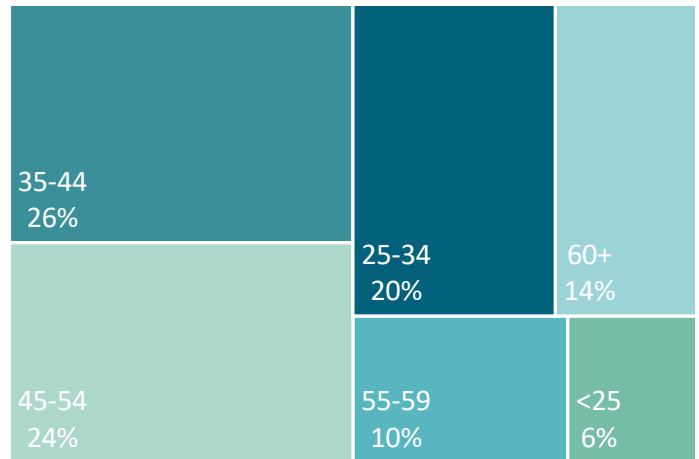
60% of claimants were **MALE**



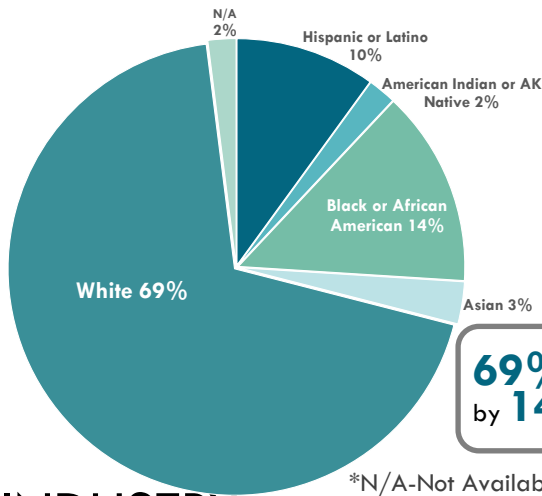
39% of claimants were **FEMALE**

1% of gender responses, N/A

AGE



RACE/ETHNICITY



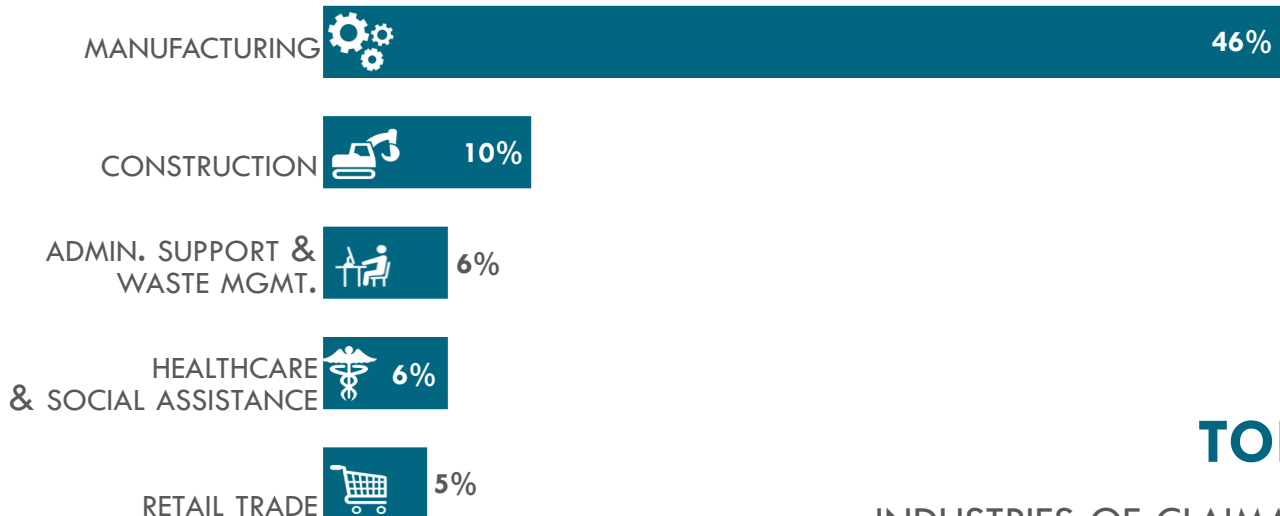
70% of all claimants were between the ages of **25 & 54.**

69% of all claimants were White followed by **14%** Black or African American

*N/A-Not Available



INDUSTRY

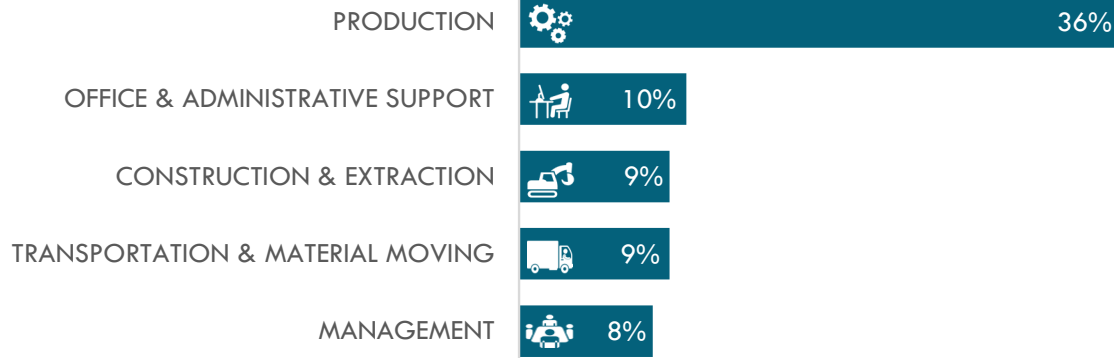


TOP 5

INDUSTRIES OF CLAIMANTS

OCCUPATIONAL CATEGORIES OF CLAIMANTS

OCCUPATION



CHANGE

Gender	Oct-24	Sep-24	Change	Oct-23	%
Male	5,754	322	5.9%	2,605	82.7%
Female	3,688	76	2.1%	1,052	39.9%
INA	118	-9	-7.1%	49	71.0%

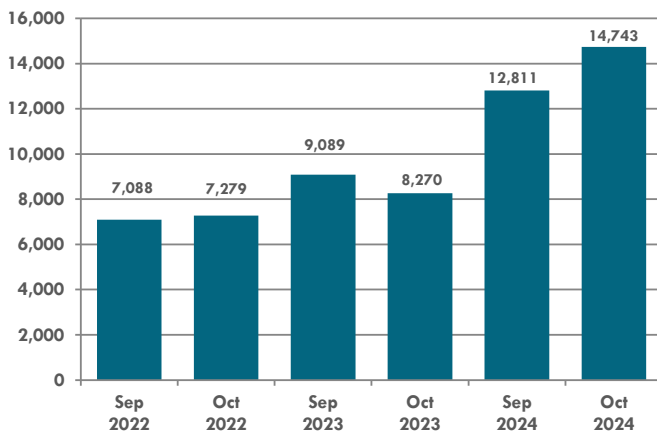
Age	Oct-24	Sep-24	Change	Oct-23	%
<25	579	76	15.1%	233	67.3%
25-34	1,921	124	6.9%	709	58.5%
35-44	2,465	98	4.1%	1,002	68.5%
45-54	2,256	17	0.8%	933	70.5%
55-59	980	-14	-1.4%	322	48.9%
60+	1,359	88	6.9%	507	59.5%
INA	0	0	0.0%	0	0.0%

Industry	Oct-24	Sep-24	Change	Oct-23	%
Manufacturing	4,435	409	10.2%	2,836	177.4%
Construction	971	81	9.1%	432	80.1%
Healthcare & Social Assistance	581	-25	-4.1%	80	16.0%
Admin. Support & Waste Mgmt.	521	-17	-3.2%	9	1.8%
Retail Trade	515	-2	-0.4%	63	13.9%

Occupation	Oct-24	Sep-24	Change	Oct-23	%
Production	3,390	267	8.5%	2,069	156.6%
Office & Administrative Support	916	27	3.0%	144	18.7%
Construction & Extaction	881	94	11.9%	440	99.8%
Transportation & Material Moving	861	71	9.0%	362	72.5%
Management	800	-52	-6.1%	102	14.6%

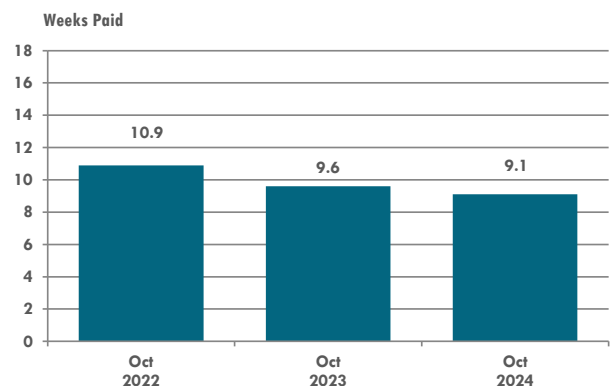
*INA-Information Not Provided

NUMBER OF UI RECIPIENTS



- Recipients represent the number of persons receiving at least one UI benefit payment during the month.
- The number of UI recipients for October 2024 (14,743) increased by 1,932 from the recipient number in September 2024 (12,811) and increased by 6,473 when compared to October 2023, (8,270). Most claims coming from layoffs in manufacturing.

DURATION OF UI BENEFITS



- The maximum duration of UI benefits for most UI claimants is 16 weeks, (26 weeks maximum for plant closing). Duration measures the 12 month average of regular UI benefits only.
- The duration of benefits for October 2024 increased slightly to 9.1 weeks from September 2024 (9.0 weeks). The duration of benefits was 9.6 weeks in October 2023.

Source: Iowa Unemployment Insurance Statistics. Note: The UI system was primarily designed to serve people who lost their last job. These characteristics do not necessarily reflect job leavers, new entrants, reentrants, and benefit exhaustees. Only regular UI claims are represented here. Typically about 30% to 40% of unemployed persons are receiving UI benefits in Iowa. This may be higher during recessions.