

PROFILE OF IOWA'S UNEMPLOYMENT BENEFIT RECIPIENTS

December 2024



The characteristics data used in this report is based on claimants who filed a regular UI continued weeks claim during the week including the 19th of the month. This data is prone to seasonality.



Iowa Workforce Development

GENDER



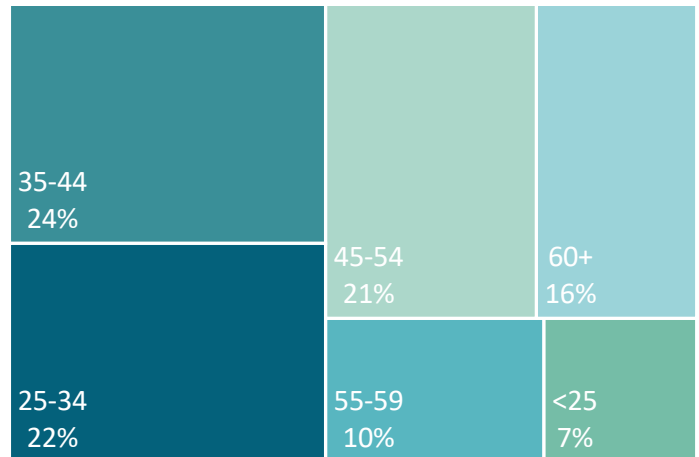
71% of claimants were **MALE**



28% of claimants were **FEMALE**

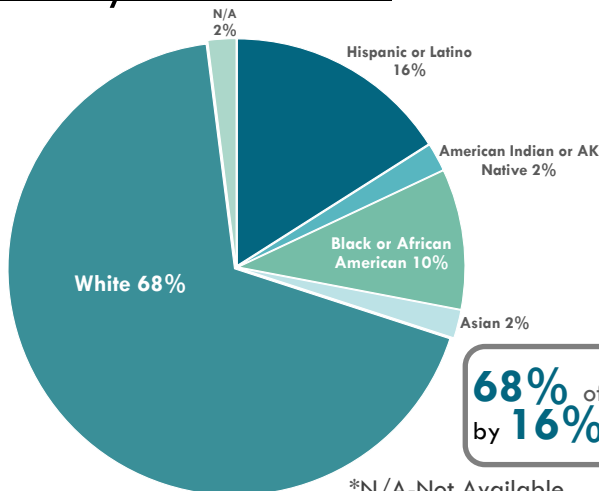
1% of gender responses, N/A

AGE



67% of all claimants were between the ages of **25 & 54.**

RACE/ETHNICITY

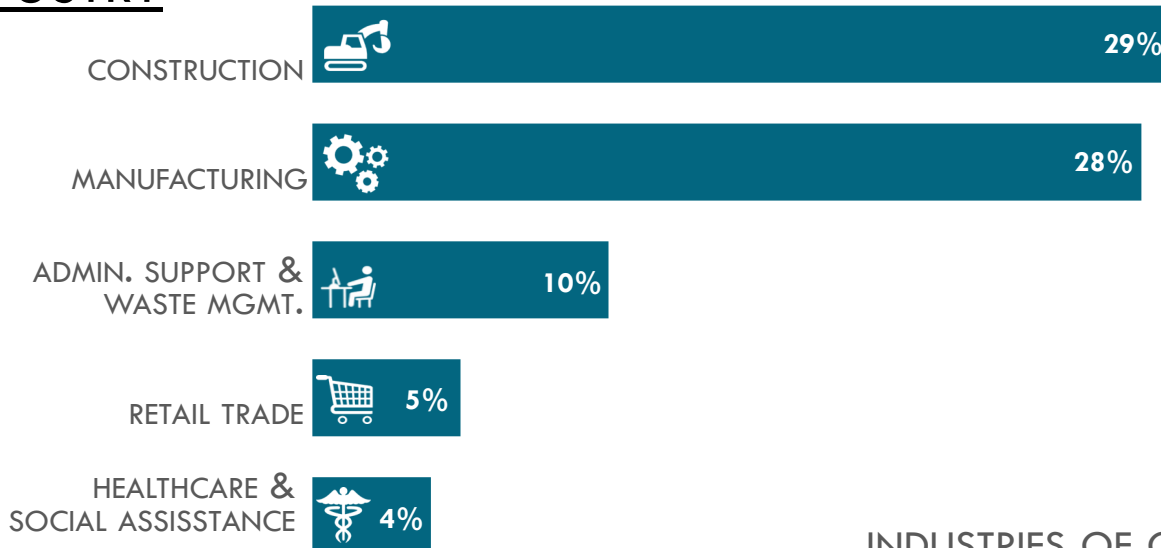


68% of all claimants were White followed by **16%** Hispanic or Latino

*N/A-Not Available



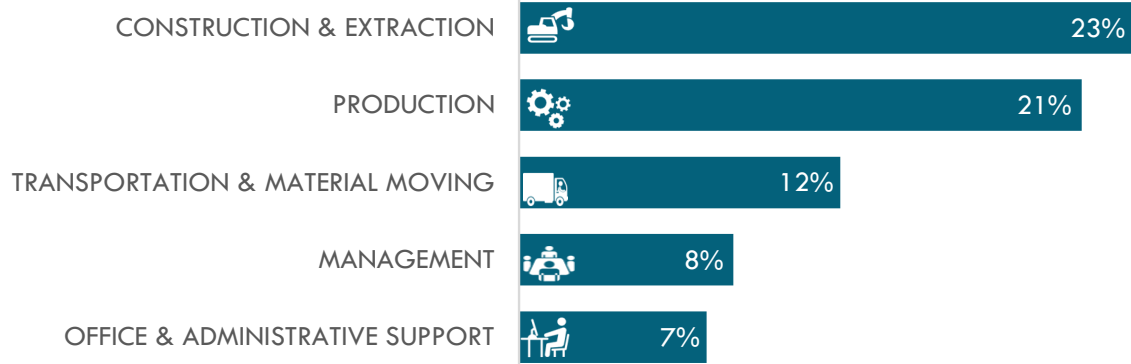
INDUSTRY



TOP 5
INDUSTRIES OF CLAIMANTS

OCCUPATIONAL CATEGORIES OF CLAIMANTS

OCCUPATION



CHANGE

Gender	Dec-24	Nov-24	Dec-23
Male	10,372	4,291	70.6%
Female	4,129	483	13.2%
INA	166	23	16.1%

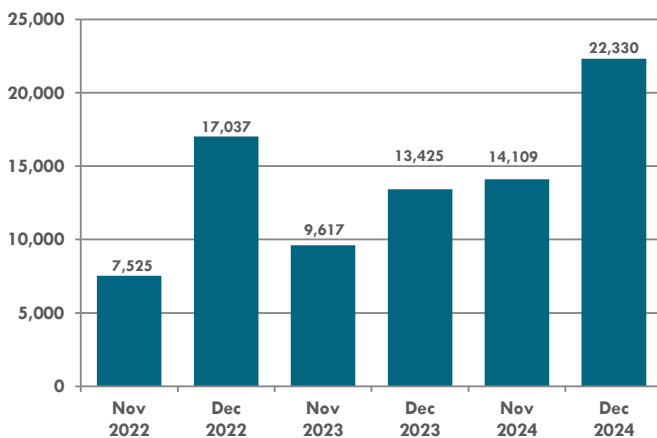
Industry	Dec-24	Nov-24	Dec-23
Construction	4,283	2,706	171.6%
Manufacturing	4,081	565	16.1%
Admin. Support & Waste Mgmt.	1,496	730	95.3%
Retail Trade	659	111	20.3%
Healthcare & Social Assistance	577	-13	-2.2%

Age	Dec-24	Nov-24	Dec-23
<25	1,021	320	45.6%
25-34	3,211	1,155	56.2%
35-44	3,518	1,103	45.7%
45-54	3,111	858	38.1%
55-59	1,423	431	43.4%
60+	2,383	930	64.0%
INA	0	0	0.0%

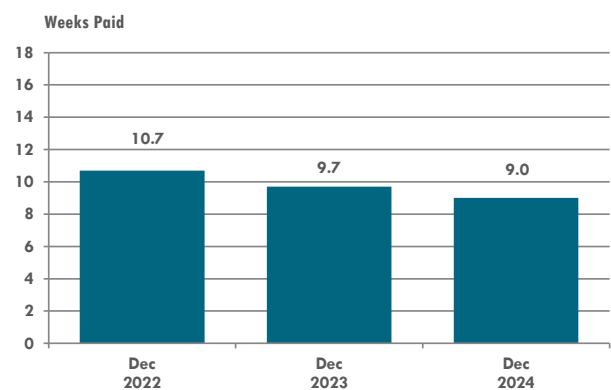
Occupation	Dec-24	Nov-24	Dec-23
Construction & Extraction	3,425	2,142	167.0%
Production	3,046	323	11.9%
Transportation & Material Moving	1,733	818	89.4%
Management	1,203	267	28.5%
Office & Administrative Support	1,079	142	15.2%

*INA-Information Not Provided

NUMBER OF UI RECIPIENTS



DURATION OF UI BENEFITS



- Recipients represent the number of persons receiving at least one UI benefit payment during the month.
- The number of UI recipients for December 2024 (22,330) increased by 8,221 from the recipient number in November 2024 (14,109) and increased by 8,905 when compared to December 2023, (13,425). Most claims coming from layoffs in manufacturing and seasonal layoffs in construction.

- The maximum duration of UI benefits for most UI claimants is 16 weeks, (26 weeks maximum for plant closing). Duration measures the 12 month average of regular UI benefits only.
- The duration of benefits for December 2024 decreased to 9.0 weeks from November 2024 (9.2 weeks). The duration of benefits was 10.7 weeks in December 2023.

Source: Iowa Unemployment Insurance Statistics. Note: The UI system was primarily designed to serve people who lost their last job. These characteristics do not necessarily reflect job leavers, new entrants, reentrants, and benefit exhaustees. Only regular UI claims are represented here. Typically about 30% to 40% of unemployed persons are receiving UI benefits in Iowa. This may be higher during recessions.