

PROFILE OF IOWA'S UNEMPLOYMENT BENEFIT RECIPIENTS

March 2025



The characteristics data used in this report is based on claimants who filed a regular UI continued weeks claim during the week including the 19th of the month. This data is prone to seasonality.



Iowa Workforce
Development

GENDER



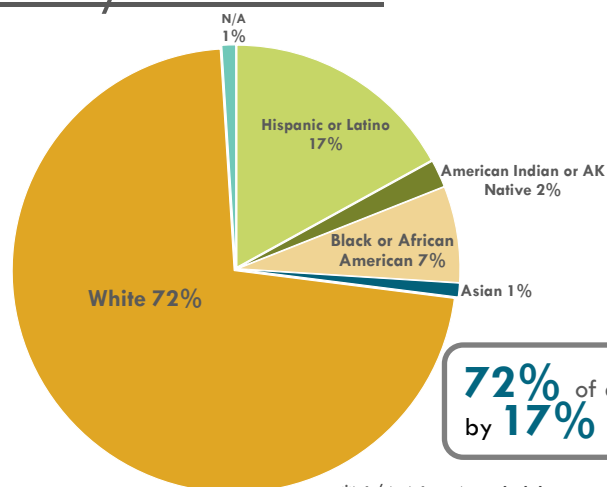
78% of claimants were **MALE**



21% of claimants were **FEMALE**

1% of gender responses, N/A

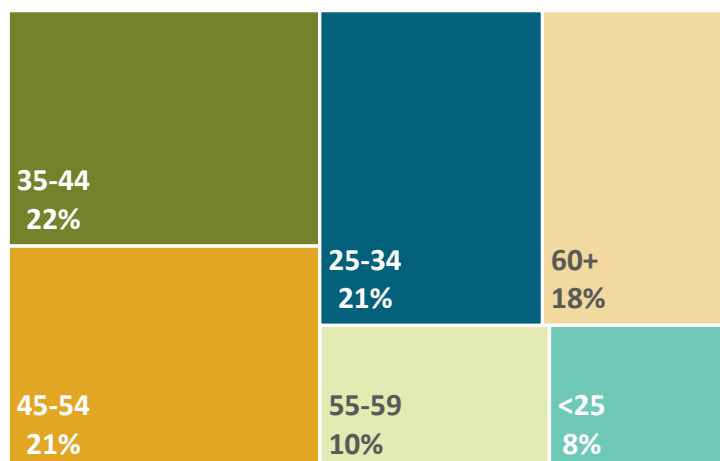
RACE/ETHNICITY



72% of all claimants were White followed by **17%** Hispanic or Latino.

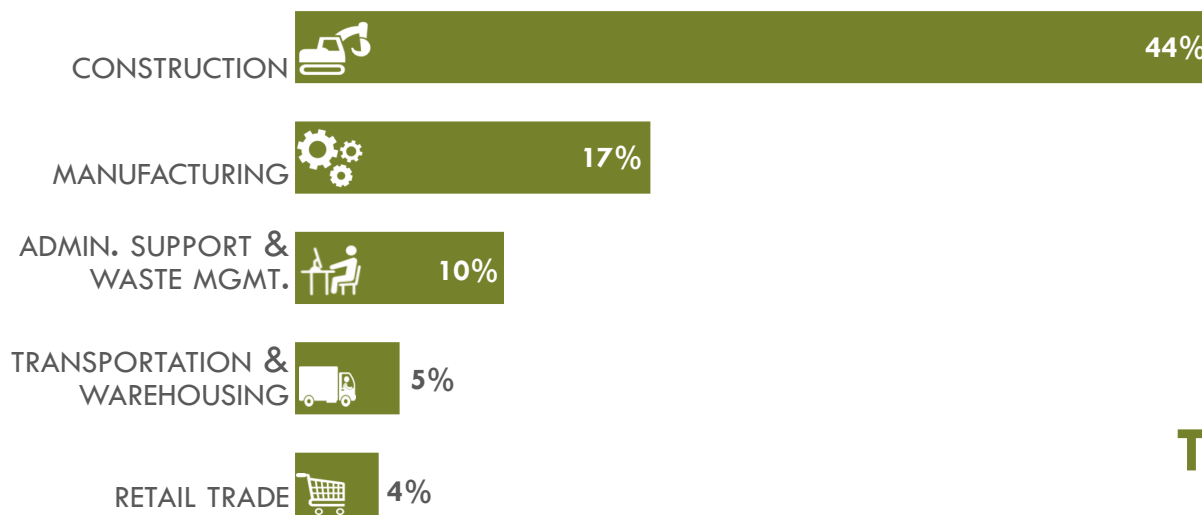
*N/A-Not Available

AGE



64% of all claimants were between the ages of **25 & 54.**

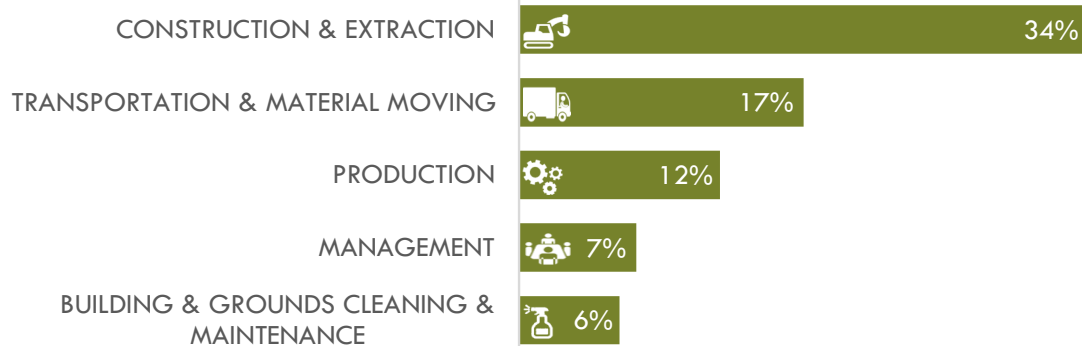
INDUSTRY



TOP 5

INDUSTRIES OF CLAIMANTS

OCCUPATIONAL CATEGORIES OF CLAIMANTS

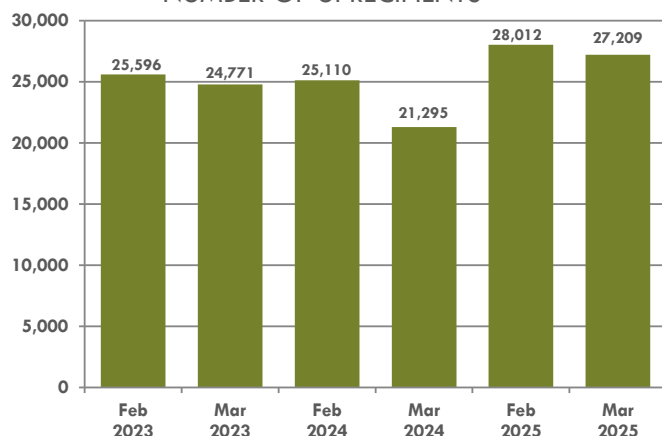
OCCUPATIONCHANGE

Gender	Mar-25	Feb-25	Mar-24	Industry	Mar-25	Feb-25	Mar-24
Male	15,586	-3,393	-17.9%	Construction	8,707	-2,211	-20.3%
Female	4,100	-245	-5.6%	Manufacturing	3,308	-372	-10.1%
INA	149	-27	-15.3%	Admin. Support & Waste Mgmt.	1,957	-516	-20.9%
				Transportation & Warehousing	930	50	5.7%
				Retail Trade	710	-79	-10.0%

Age	Mar-25	Feb-25	Mar-24	Occupation	Mar-25	Feb-25	Mar-24
<25	1,471	-540	-26.9%	Construction & Extraction	6,699	-1,743	-20.6%
25-34	4,232	-1,185	-21.9%	Transportation & Material Moving	3,368	-468	-12.2%
35-44	4,407	-800	-15.4%	Production	2,310	-365	-13.6%
45-54	4,099	-578	-12.4%	Management	1,465	-256	-14.9%
55-59	1,967	-279	-12.4%	Building & Grounds Cleaning & Maintenance	1,230	-393	-24.2%
60+	3,659	-283	-7.2%				
INA	0	0	0.0%				

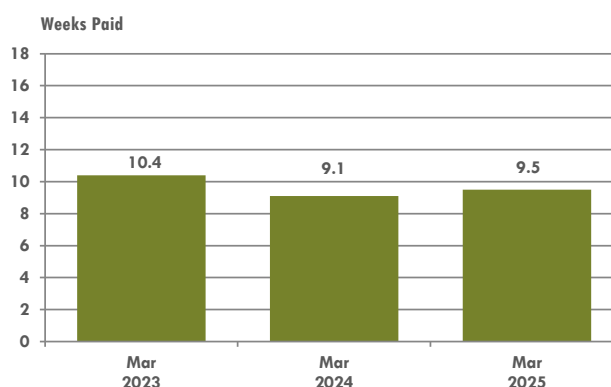
*INA-Information Not Provided

NUMBER OF UI RECIPIENTS



- Recipients represent the number of persons receiving at least one UI benefit payment during the month.
- The number of UI recipients for March 2025 (27,209) decreased by 803 from the recipient number in February 2025 (28,012) and increased by 5,914 when compared to March 2024, (21,295). Most claims coming from layoffs in manufacturing.

DURATION OF UI BENEFITS



- The maximum duration of UI benefits for most UI claimants is 16 weeks, (26 weeks maximum for plant closing). Duration measures the 12 month average of regular UI benefits only.
- The duration of benefits for March 2025 was at 9.5 weeks. An increase from February 2025 (9.3 weeks). The duration of benefits was 9.1 weeks in March 2024.

Source: Iowa Unemployment Insurance Statistics. Note: The UI system was primarily designed to serve people who lost their last job. These characteristics do not necessarily reflect job leavers, new entrants, reentrants, and benefit exhaustees. Only regular UI claims are represented here. Typically about 30% to 40% of unemployed persons are receiving UI benefits in Iowa. This may be higher during recessions.