

PROFILE OF IOWA'S UNEMPLOYMENT BENEFIT RECIPIENTS

May 2025



The characteristics data used in this report is based on claimants who filed a regular UI continued weeks claim during the week including the 19th of the month. This data is prone to seasonality.



Iowa Workforce
Development

GENDER



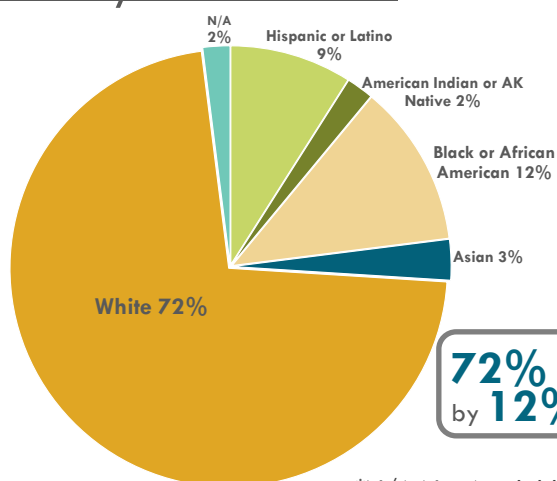
59% of claimants were **MALE**



40% of claimants were **FEMALE**

1% of gender responses, N/A

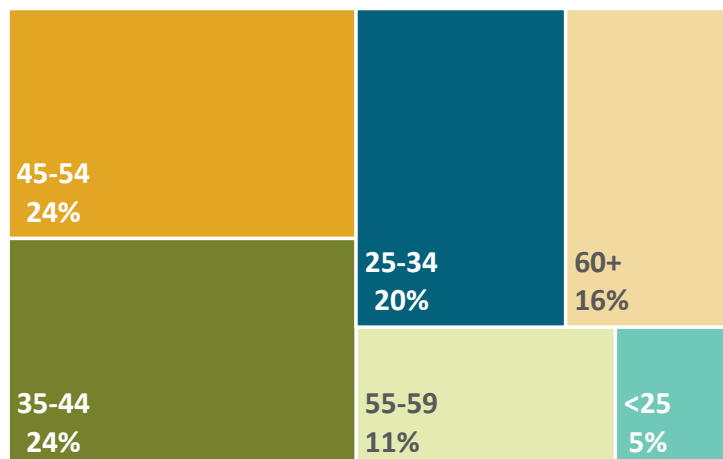
RACE/ETHNICITY



72% of all claimants were White followed by **12%** Black or African American.

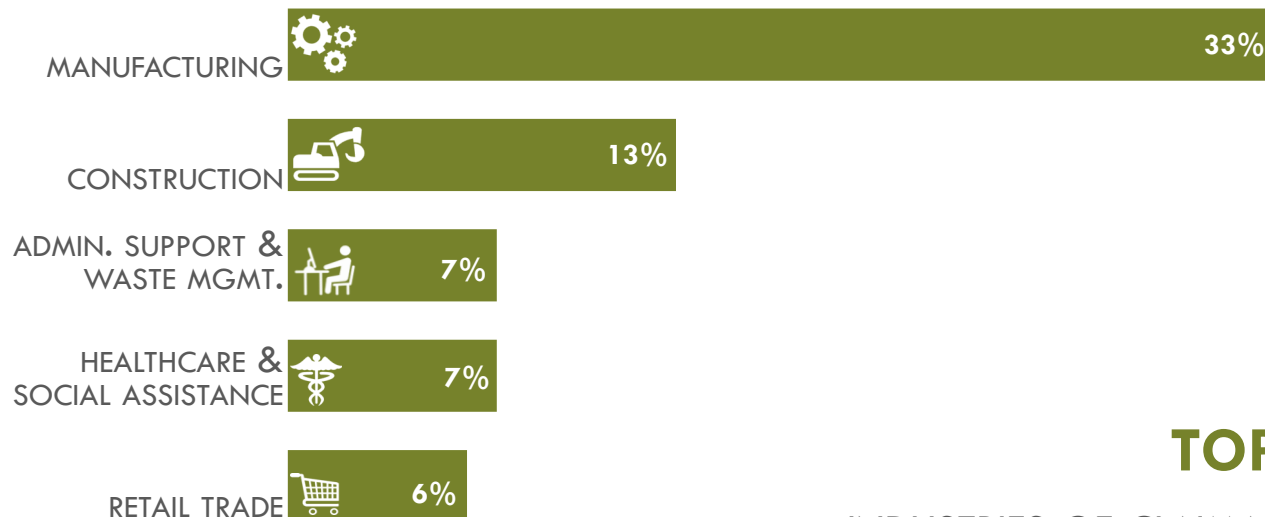
*N/A-Not Available

AGE



68% of all claimants were between the ages of **25 & 54.**


INDUSTRY



TOP 5

INDUSTRIES OF CLAIMANTS

OCCUPATION



CHANGE

Gender	May-25	Apr-25		May-24	
Male	4,990	-2,284	-31.4%	702	16.4%
Female	3,448	-26	-0.7%	387	12.6%
INA	91	-10	-9.9%	-9	-9.0%

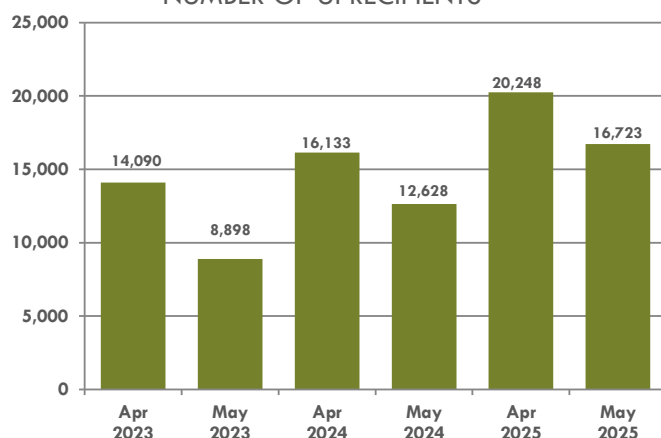
Age	May-25	Apr-25		May-24	
<25	449	-158	-26.0%	70	18.5%
25-34	1,698	-358	-17.4%	157	10.2%
35-44	2,049	-528	-20.5%	208	11.3%
45-54	2,014	-471	-19.0%	344	20.6%
55-59	900	-245	-21.4%	105	13.2%
60+	1,419	-560	-28.3%	196	16.0%
INA	0	0	0.0%	0	0.0%

Industry	May-25	Apr-25		May-24	
Manufacturing	2,823	111	4.1%	613	27.7%
Construction	1,114	-1,782	-61.5%	32	3.0%
Healthcare & Social Assistance	623	24	4.0%	71	12.9%
Admin. Support & Waste Mgmt.	564	-265	-32.0%	5	0.9%
Retail Trade	552	-43	-7.2%	77	16.2%

Occupation	May-25	Apr-25		May-24	
Production	2,122	48	2.3%	387	22.3%
Office & Administrative Support	949	-41	-4.1%	57	6.4%
Construction & Extraction	864	-1,288	-59.9%	3	0.3%
Management	851	-164	-16.2%	109	14.7%
Transportation & Material Moving	789	-569	-41.9%	22	2.9%

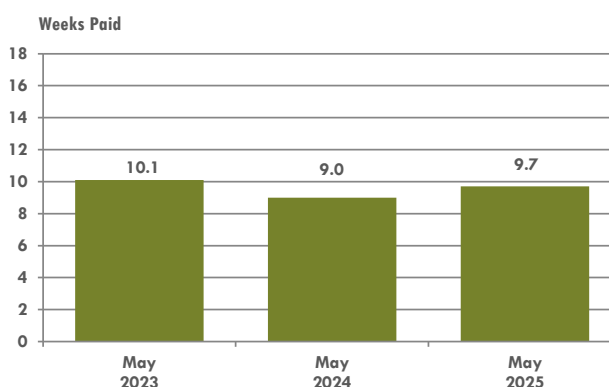
*INA-Information Not Provided

NUMBER OF UI RECIPIENTS



- Recipients represent the number of persons receiving at least one UI benefit payment during the month.
- The number of UI recipients for May 2025 (16,723) decreased by 3,525 from the recipient number in April 2025 (20,248) and increased by 4,095 when compared to May 2024, (12,628). Most claims coming from layoffs in manufacturing and transportation and warehousing, (seasonal), as schools closed for the year, (bus drivers).

DURATION OF UI BENEFITS



- The maximum duration of UI benefits for most UI claimants is 16 weeks, (26 weeks maximum for plant closing). Duration measures the 12 month average of regular UI benefits only.
- The duration of benefits for May 2025 was at 9.7 weeks. An increase from April 2025 (9.6 weeks). The duration of benefits was 9.0 weeks in May 2024.

Source: Iowa Unemployment Insurance Statistics. Note: The UI system was primarily designed to serve people who lost their last job. These characteristics do not necessarily reflect job leavers, new entrants, reentrants, and benefit exhaustees. Only regular UI claims are represented here. Typically about 30% to 40% of unemployed persons are receiving UI benefits in Iowa. This may be higher during recessions.