

PROFILE OF IOWA'S UNEMPLOYMENT BENEFIT RECIPIENTS

February 2023



The characteristics data used in this report is based on claimants who filed a regular UI continued weeks claim during the week including the 19th of the month. This data is prone to seasonality.



GENDER

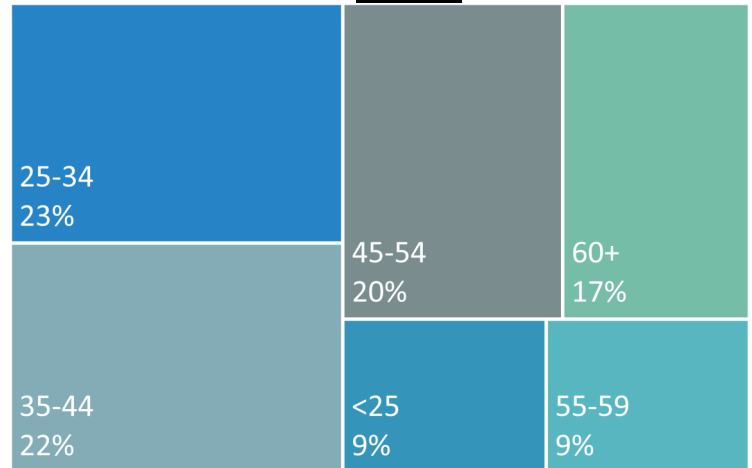
82% of claimants were **MALE**



17% of claimants were **FEMALE**

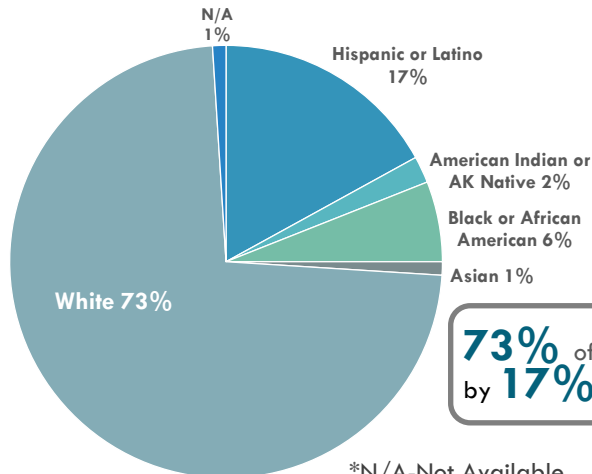
1% of gender responses, N/A

AGE



65% of all claimants were between the ages of **25 & 54.**

RACE/ETHNICITY

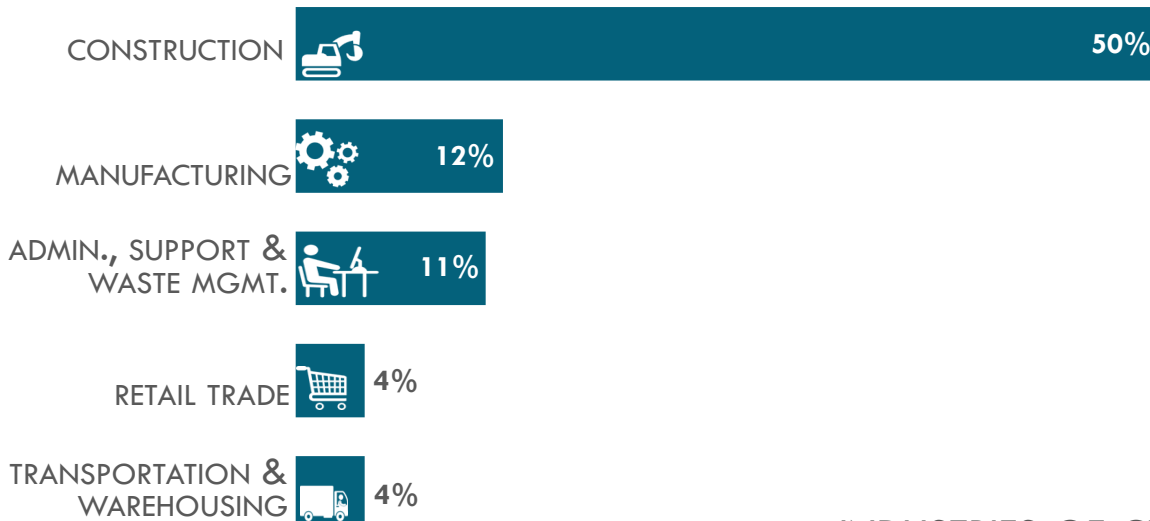


73% of all claimants were white followed by **17%** Hispanic or Latino.

*N/A-Not Available

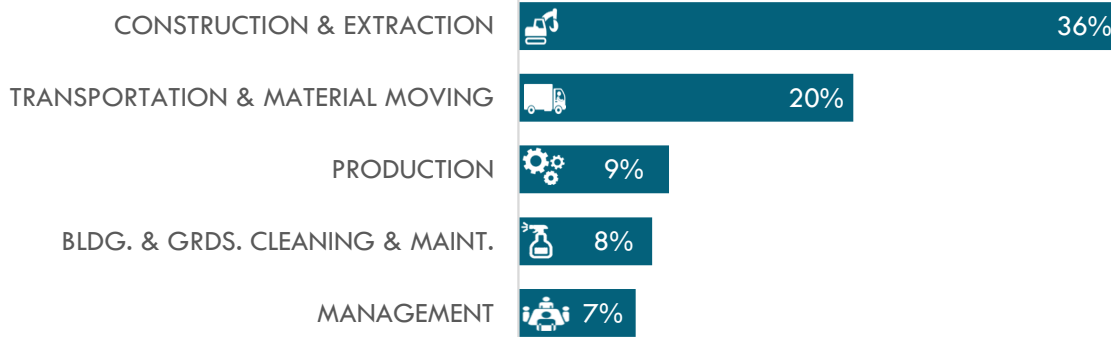


INDUSTRY



TOP 5
INDUSTRIES OF CLAIMANTS

OCCUPATION



CHANGE

Age	Feb-23	Jan-23	Feb-22
<25	1,947	94	5.1%
25-34	4,828	305	6.7%
35-44	4,544	236	5.5%
45-54	4,178	352	9.2%
55-59	1,988	195	10.9%
60+	3,656	285	8.5%
INA	0	0	0.0%

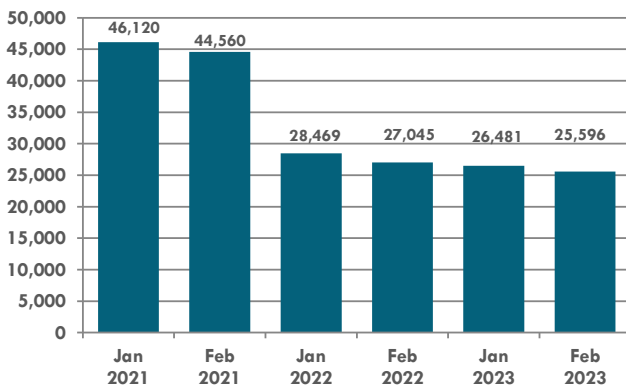
Industry	Feb-23	Jan-23	Feb-22
Construction	10,630	1,039	10.8%
Manufacturing	2,521	389	18.2%
Admin. Support & Waste Mgmt.	2,383	42	1.8%
Transportation & Warehousing	782	50	6.8%
Retail Trade	765	38	5.2%

Gender	Feb-23	Jan-23	Feb-22
Male	17,443	1,438	9.0%
Female	3,578	48	1.4%
INA	120	-19	-13.7%

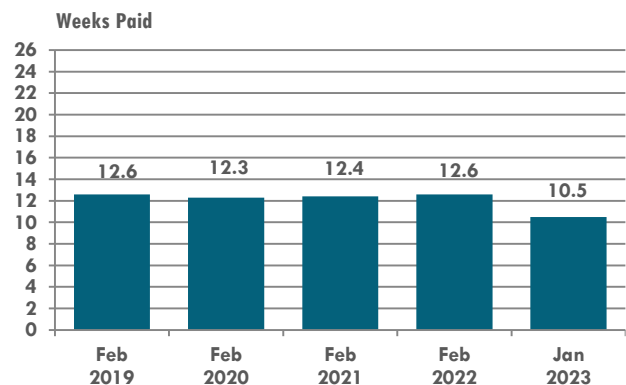
Occupation	Feb-23	Jan-23	Feb-22
Construction & Extraction	7,554	509	7.2%
Transportation & Material Moving	4,171	544	15.0%
Production	1,964	335	20.6%
Building & Ground Cleaning & Maintenance	1,640	-54	-3.2%
Management	1,467	63	4.5%

*INA-Information Not Provided

NUMBER OF UI RECIPIENTS



DURATION OF UI BENEFITS



- Recipients represent the number of persons receiving at least one UI benefit payment during the month.
- The number of UI recipients for February 2023 (25,596) decreased by 885 from the recipient number in January 2023 (26,481) and decreased by 1,449 when compared to February 2022, (27,045). There were seasonal layoffs in construction and manufacturing.
- The maximum duration of UI benefits for most UI claimants is 16 weeks, (26 weeks maximum for plant closing). Duration measures the 12 month average of regular UI benefits only.
- The duration of benefits for February 2023 is 10.5 weeks, a decrease from January 2023 (10.6 weeks). The duration of benefits was 12.6 for February 2022.

Source: Iowa Unemployment Insurance Statistics. Note: The UI system was primarily designed to serve people who lost their last job. These characteristics do not necessarily reflect job leavers, new entrants, reentrants, and benefit exhaustees. Only regular UI claims are represented here. Typically about 30% to 40% of unemployed persons are receiving UI benefits in Iowa. This may be higher during recessions.