

# PROFILE OF IOWA'S UNEMPLOYMENT BENEFIT RECIPIENTS

May 2023



The characteristics data used in this report is based on claimants who filed a regular UI continued weeks claim during the week including the 19th of the month. This data is prone to seasonality.

## GENDER



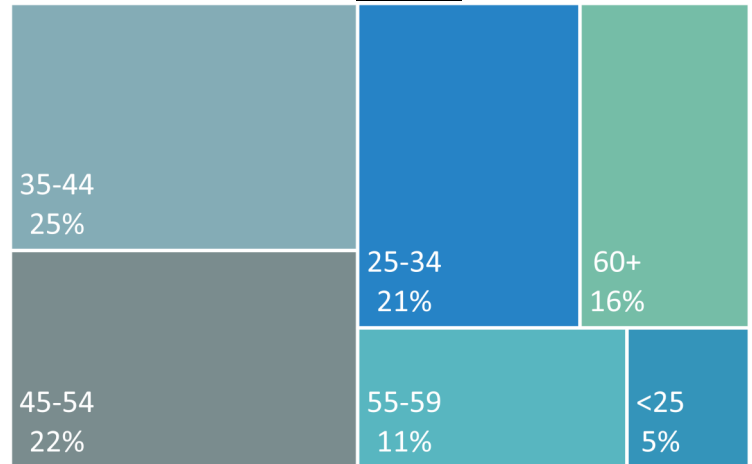
**53%** of claimants were **MALE**



**46%** of claimants were **FEMALE**

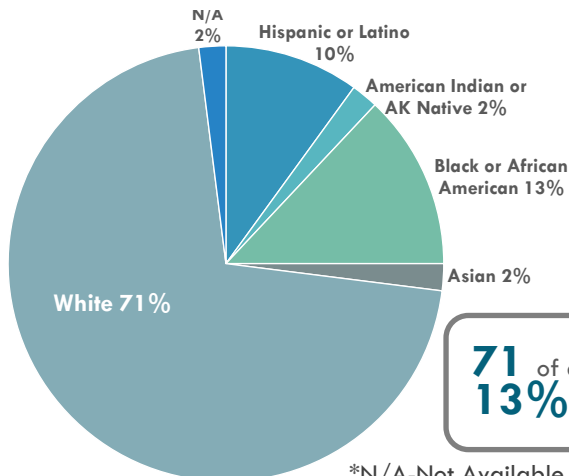
1% of gender responses, N/A

## AGE



**68%** of all claimants were between the ages of **25 & 54.**

## RACE/ETHNICITY

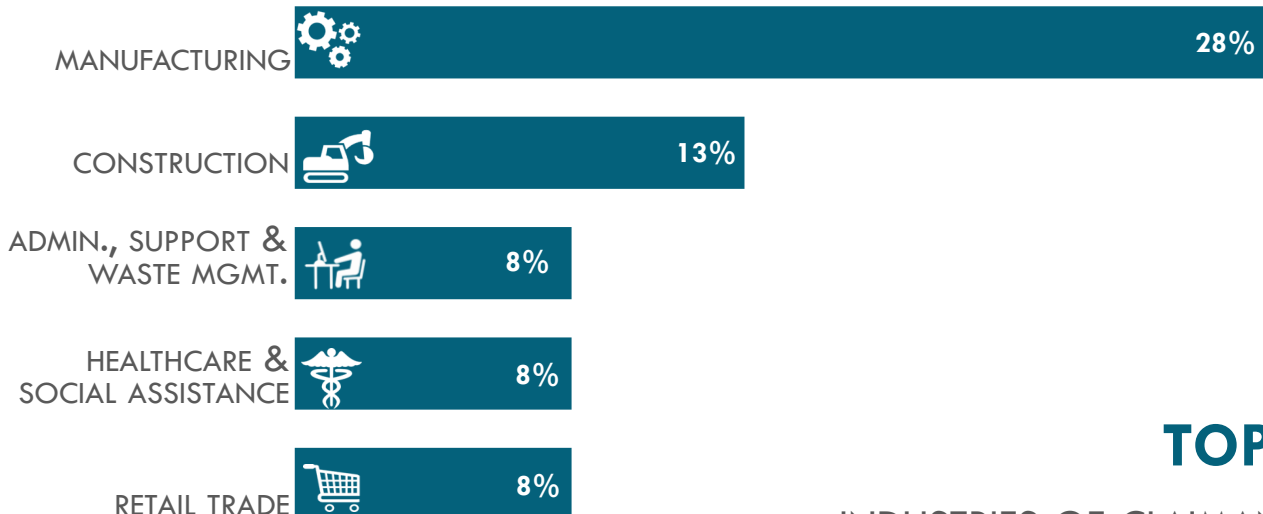


**71%** of all claimants were White followed by **13%** Black or African American.

\*N/A-Not Available



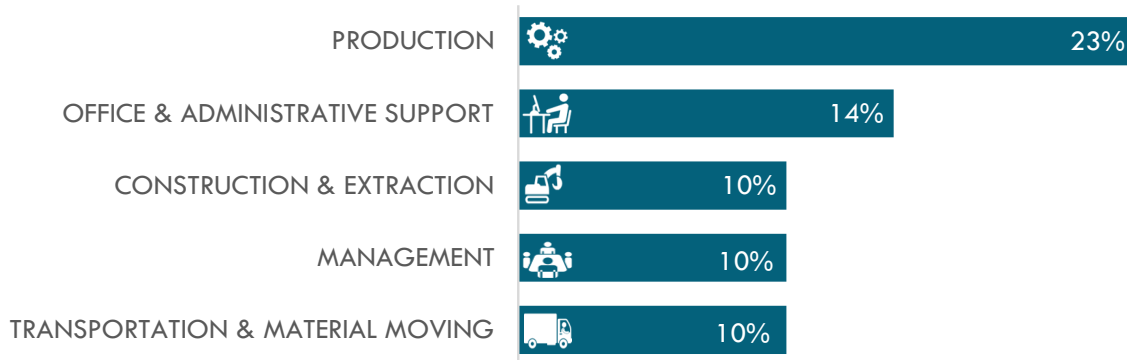
## INDUSTRY



**TOP 5**

INDUSTRIES OF CLAIMANTS

# OCCUPATION



# CHANGE

Age	May-23	Apr-23	May-22
<25	334	-98 -22.7%	30 9.9%
25-34	1,321	-202 -13.3%	76 6.1%
35-44	1,636	-126 -7.2%	164 11.1%
45-54	1,415	-182 -11.4%	40 2.9%
55-59	683	-67 -8.9%	3 0.4%
60+	1,048	-271 -20.5%	-107 -9.3%
INA	0	0 0.0%	0 0.0%

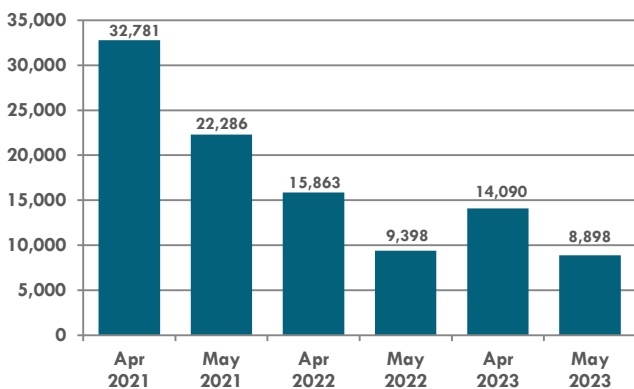
Industry	May-23	Apr-23	May-22
Manufacturing	1,809	513 39.6%	658 57.2%
Construction	803	-1,219 -60.3%	-835 -51.0%
Admin. Support & Waste Mgmt.	528	-180 -25.4%	9 1.7%
Retail Trade	519	10 2.0%	16 3.2%
Healthcare & Social Assistance	500	3 0.6%	63 14.4%

Gender	May-23	Apr-23	May-22
Male	3,409	-1,270 -27.1%	-293 -7.9%
Female	2,944	326 12.5%	487 19.8%
INA	84	-2 -2.3%	12 16.7%

Occupation	May-23	Apr-23	May-22
Production	1,463	353 31.8%	558 61.7%
Office & Administrative Support	910	64 7.6%	152 20.1%
Management	657	-39 -5.6%	84 14.7%
Construction & Extraction	616	-806 -56.7%	-688 -52.8%
Transportation & Material Moving	612	-425 -41.0%	-31 -4.8%

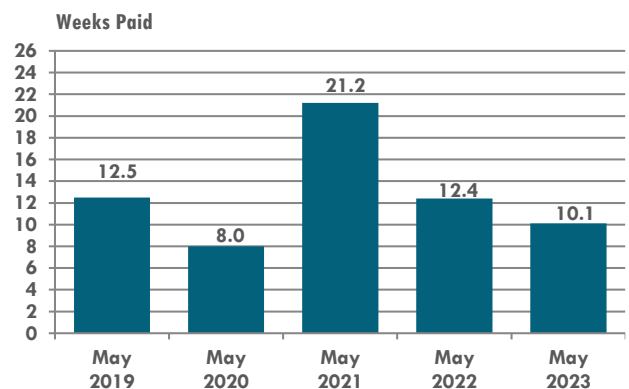
\*INA-Information Not Provided

NUMBER OF UI RECIPIENTS



- Recipients represent the number of persons receiving at least one UI benefit payment during the month.
- The number of UI recipients for May 2023 (8,898) decreased by 5,192 from the recipient number in April 2023 (14,090) and decreased by 500 when compared to May 2022, (9,398). There were temporary layoffs in manufacturing.

DURATION OF UI BENEFITS



- The maximum duration of UI benefits for most UI claimants is 16 weeks, (26 weeks maximum for plant closing). Duration measures the 12 month average of regular UI benefits only.
- The duration of benefits for May 2023 is 10.1 weeks, a decrease from April 2023 (10.3 weeks). The duration of benefits was 12.4 in May 2022.

Source: Iowa Unemployment Insurance Statistics. Note: The UI system was primarily designed to serve people who lost their last job. These characteristics do not necessarily reflect job leavers, new entrants, reentrants, and benefit exhaustees. Only regular UI claims are represented here. Typically about 30% to 40% of unemployed persons are receiving UI benefits in Iowa. This may be higher during recessions.