

PROFILE OF IOWA'S UNEMPLOYMENT BENEFIT RECIPIENTS

OCTOBER 2022



The characteristics data used in this report is based on claimants who filed a regular UI continued weeks claim during the week including the 19th of the month. This data is prone to seasonality.



GENDER

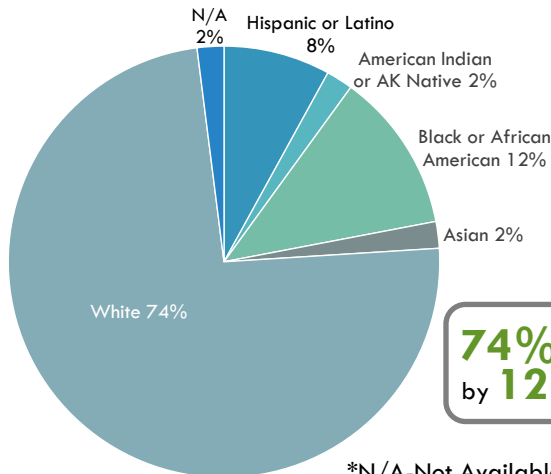
53% of claimants were **MALE**



46% of claimants were **FEMALE**

1% of gender responses, N/A

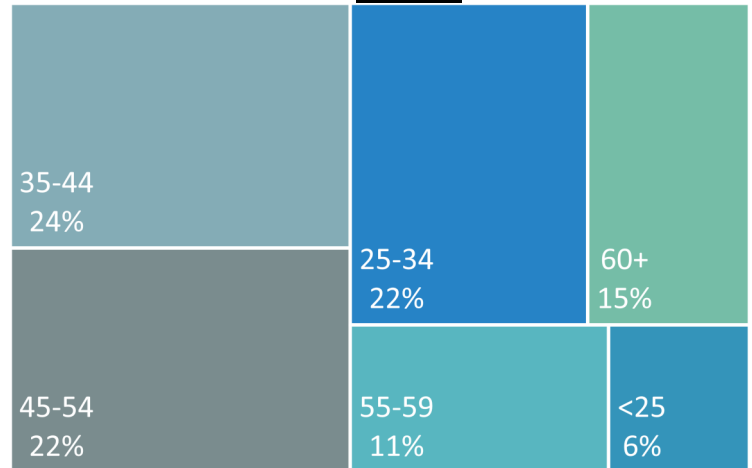
RACE/ETHNICITY



74% of all claimants were white followed by **12%** black or African American.

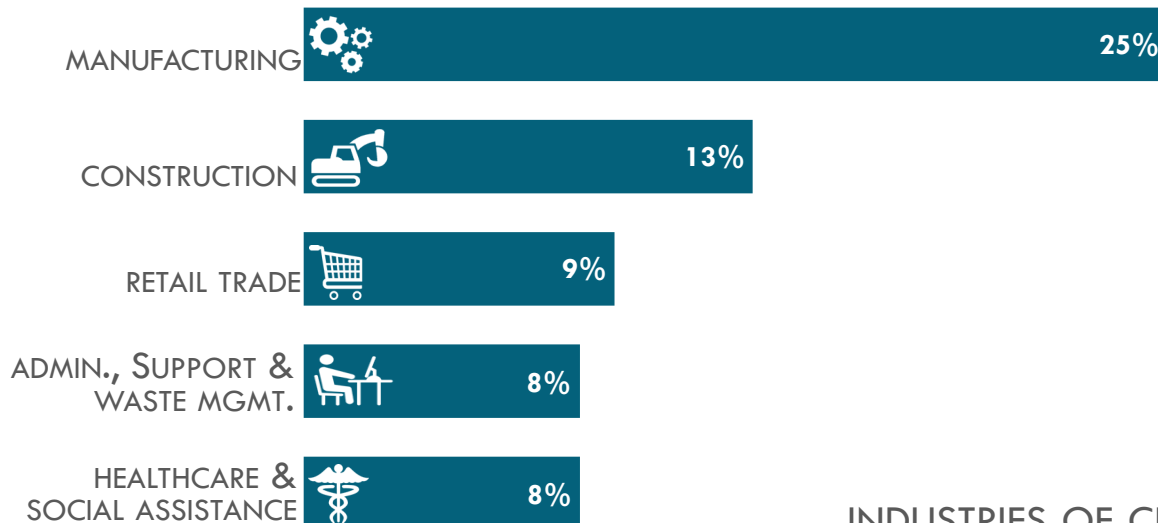
*N/A-Not Available

AGE



68% of all claimants were between the ages of **25 & 54.**

INDUSTRY



TOP 5
INDUSTRIES OF CLAIMANTS

OCCUPATIONAL CATEGORIES OF CLAIMANTS

OCCUPATION



CHANGE

Age	Oct-22	Sep-22	Change	Oct-21	% Change
<25	321	28	9.6%	-254	-44.2%
25-34	1,230	78	6.8%	-573	-31.8%
35-44	1,371	3	0.2%	-621	-31.2%
45-54	1,264	34	2.8%	-599	-32.2%
55-59	618	-17	-2.7%	-310	-33.4%
60+	859	19	2.3%	-491	-36.4%
INA	0	0	0.0%	0	0.0%

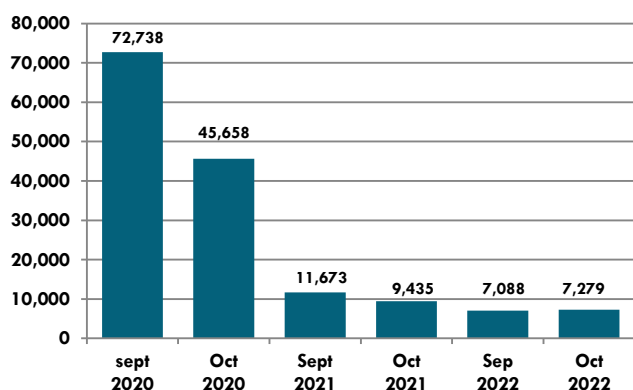
Industry	Oct-22	Sep-22	Change	Oct-21	% Change
Manufacturing	1,423	111	8.5%	-656	-31.6%
Construction	707	24	3.5%	-523	-42.5%
Retail Trade	485	33	7.3%	-204	-29.6%
Healthcare & Social Assistance	464	16	3.6%	-329	-41.5%
Admin. Support & Waste Mgmt.	438	-8	-1.8%	-257	-37.0%

Gender	Oct-22	Sep-22	Change	Oct-21	% Change
Male	3,025	179	6.3%	-1,520	-33.4%
Female	2,587	-21	-0.8%	-1,239	-32.4%
INA	51	-13	-20.3%	-89	-63.6%

Occupation	Oct-22	Sep-22	Change	Oct-21	% Change
Production	1,134	43	3.9%	-555	-32.9%
Office and Administrative Support	748	-3	-0.4%	-276	-27.0%
Management	602	-17	-2.7%	-227	-27.4%
Construction & Extraction	596	78	15.1%	-355	-37.3%
Transportation & Material Moving	496	-15	-2.9%	-206	-29.3%

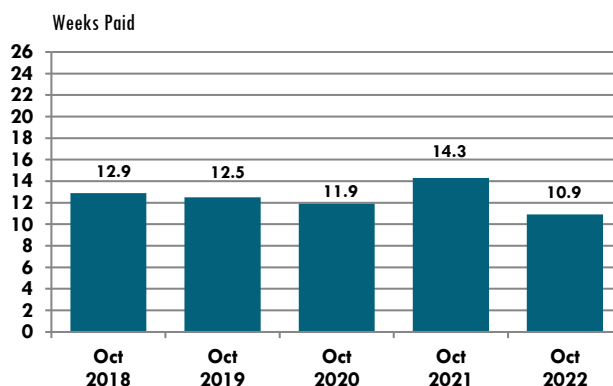
*INA-Information Not Provided

NUMBER OF UI RECIPIENTS



- Recipients represent the number of persons receiving at least one UI benefit payment during the month.
- The number of UI recipients for October 2022 (7,279) increased by 191 from the recipient number in September 2022 (7,088) and decreased by 2,156 when compared to October 2021, (9,435). There were temporary layoffs in manufacturing.

DURATION OF UI BENEFITS



- The maximum duration of UI benefits for most UI claimants is 16 weeks. Duration measures the 12 month average of regular UI benefits only.
- The duration of benefits was 10.9 weeks for October 2022, a decrease from the previous month, September 2022 (11 weeks) and a decrease from October 2021 when the duration of benefits was 14.3 weeks.

Source: Iowa Unemployment Insurance Statistics. Note: The UI system was primarily designed to serve people who lost their last job. These characteristics do not necessarily reflect job leavers, new entrants, reentrants, and benefit exhaustees. Only regular UI claims are represented here. Typically about 30% to 40% of unemployed persons are receiving UI benefits in Iowa. This may be higher during recessions.