

PROFILE OF IOWA'S UNEMPLOYMENT BENEFIT RECIPIENTS

JUNE 2022



The characteristics data used in this report is based on claimants who filed a regular UI continued weeks claim during the week including the 19th of the month. This data is prone to seasonally.

GENDER



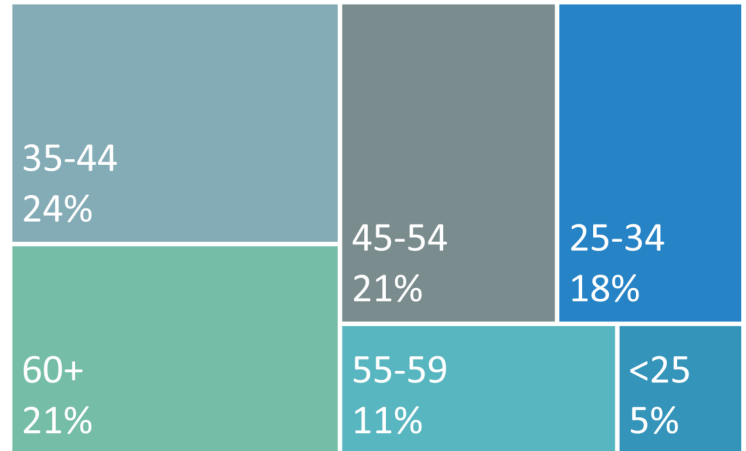
53% of claimants were **FEMALE**



46% of claimants were **MALE**

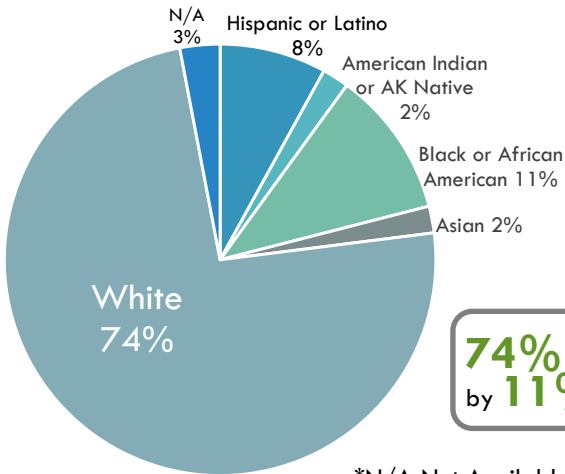
1% of gender responses, N/A

AGE



63% of all claimants were between the ages of **25 & 54.**


RACE/ETHNICITY



74% of all claimants were white followed by **11%** Black or African American.

*N/A-Not Available

INDUSTRY

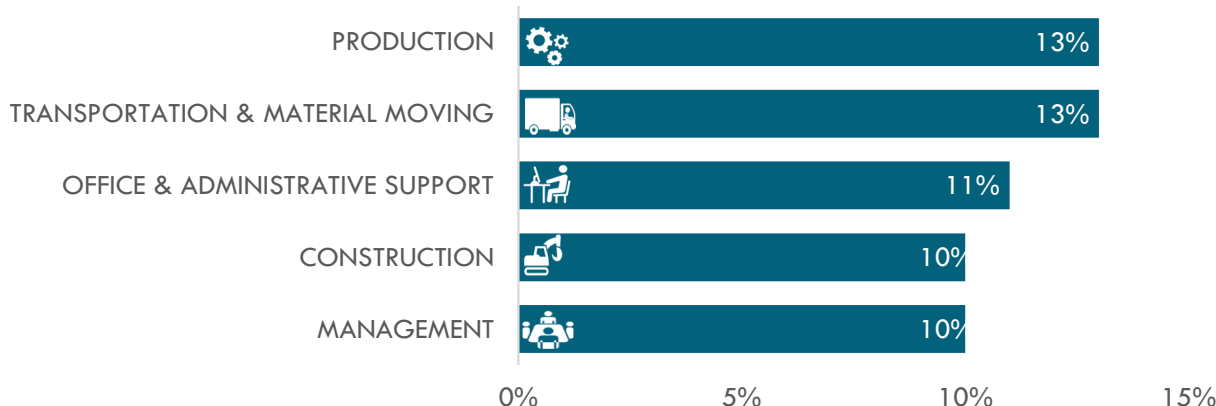


TOP 5

INDUSTRIES OF CLAIMANTS

OCCUPATIONAL CATEGORIES OF CLAIMANTS

OCCUPATION



CHANGE

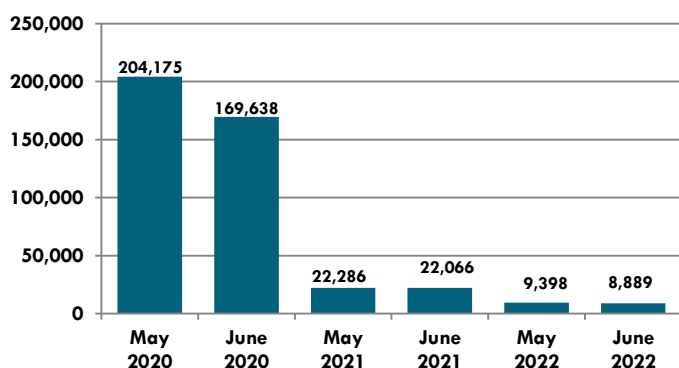
Age	Jun-22	May-22	Jun-21
<25	311	7	2.3%
25-34	1,254	9	0.7%
35-44	1,634	162	11.0%
45-54	1,426	51	3.7%
55-59	768	88	12.9%
60+	1,450	295	25.5%
INA	0	0	0.0%

Industry	Jun-22	May-22	Jun-21
Manufacturing	1,071	-80	-7.0%
Construction	887	-751	-45.8%
Accommodation & Food Services	725	402	124.5%
Healthcare & Social Assistance	710	273	62.5%
Transportation & Warehousing	632	402	174.8%

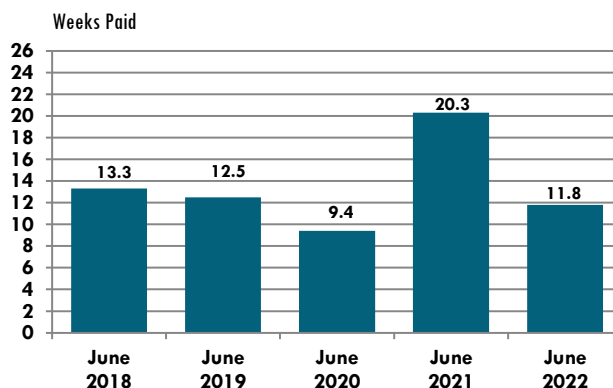
Gender	Jun-22	May-22	Jun-21
Male	3,175	-527	-14.2%
Female	3,590	1,133	46.1%
INA	78	6	8.3%

Occupation	Jun-22	May-22	Jun-21
Transportation & Material Moving	918	275	42.8%
Production	917	12	1.3%
Office & Administrative Support	742	-12	-1.6%
Construction	709	-600	-45.8%
Management	654	81	14.1%

NUMBER OF UI RECIPIENTS



DURATION OF UI BENEFITS



- Recipients represent the number of persons receiving at least one UI benefit payment during the month.
- The number of UI recipients for June 2022 (8,889) decreased by 509 from the recipient number in May 2022 (9,398) and decreased by 13,177 when compared to June 2021, (22,066). With school closings in June, there were increases in claims in ground passenger transportation and food services.
- The maximum duration of UI benefits for most UI claimants is 26 weeks. Duration measures the 12 month average of regular UI benefits only.
- The duration of benefits was 11.8 weeks for June 2022, a decrease from the previous month, May 2022 (12.4 weeks) and a decrease from June 2021 when the duration of benefits was 20.3 weeks.

Source: Iowa Unemployment Insurance Statistics. Note: The UI system was primarily designed to serve people who lost their last job. These characteristics do not necessarily reflect job leavers, new entrants, reentrants, and benefit exhaustees. Only regular UI claims are represented here. Typically about 38% to 40% of unemployed persons are receiving UI benefits in Iowa. This may be higher during recessions.