

PROFILE OF IOWA'S UNEMPLOYMENT BENEFIT RECIPIENTS

MARCH 2022



The characteristics data used in this report is based on claimants who filed a regular UI continued week claimed during the week including the 19th of the month. This data is prone to seasonally.

GENDER



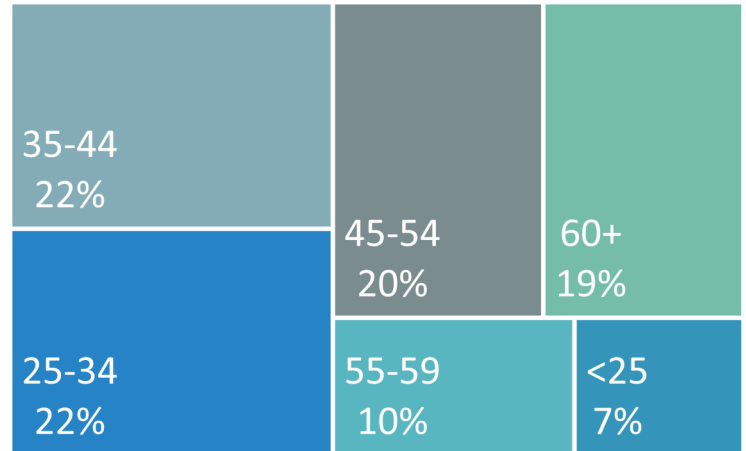
82% of claimants were **MALE**



17% of claimants were **FEMALE**

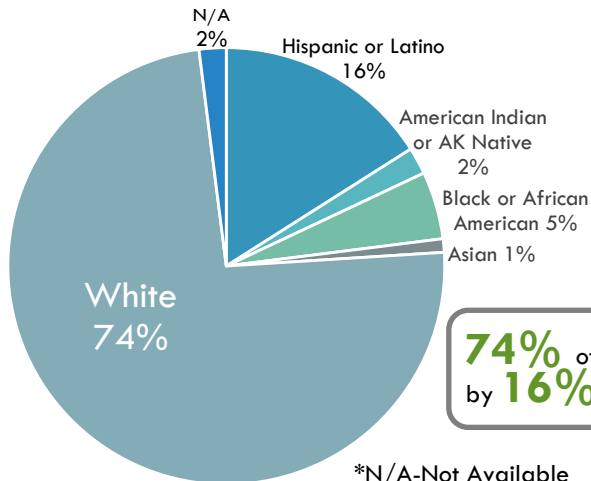
1% of gender responses, N/A

AGE



64% of all claimants were between the ages of **25 & 54.**

RACE/ETHNICITY

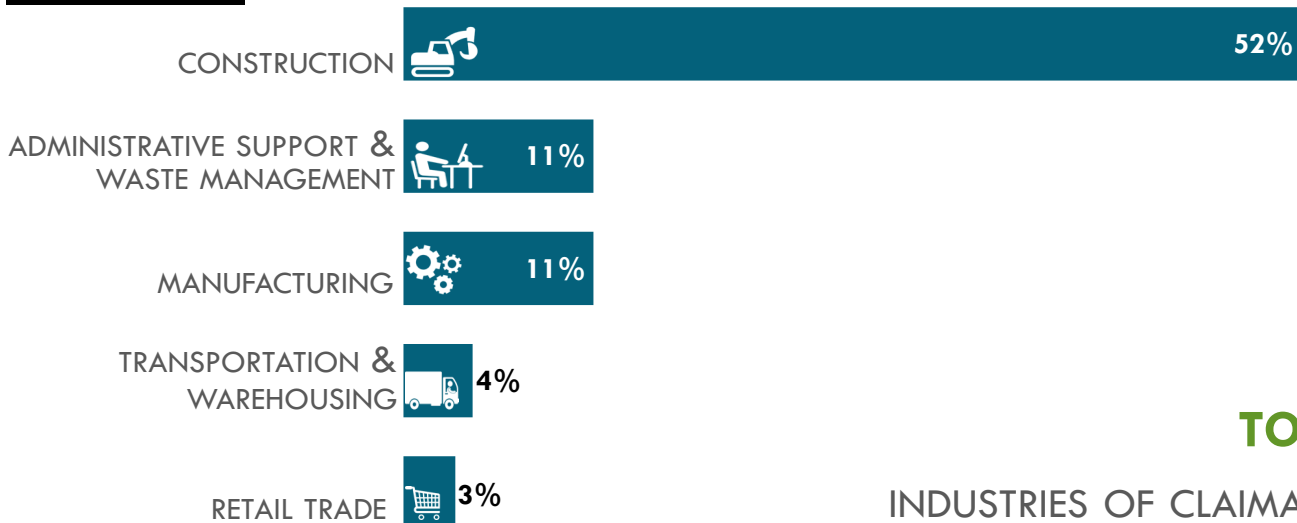


74% of all claimants were white followed by **16%** Hispanic or Latino.

*N/A-Not Available



INDUSTRY

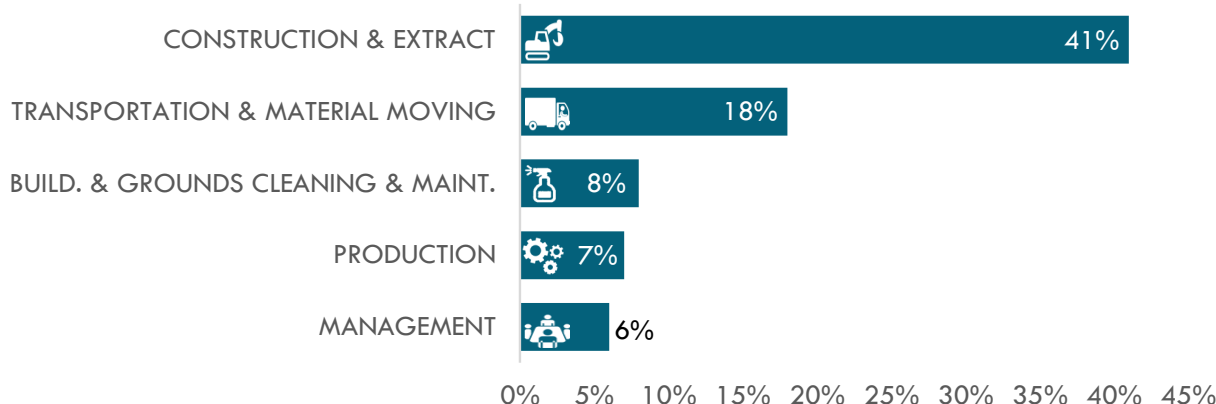


TOP 5

INDUSTRIES OF CLAIMANTS

OCCUPATIONAL CATEGORIES OF CLAIMANTS

OCCUPATION



CHANGE

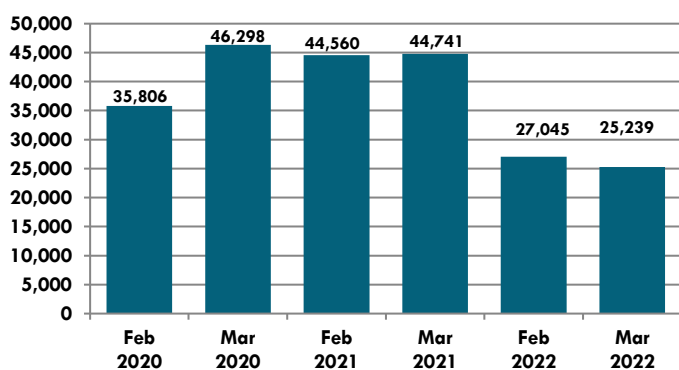
Age	Mar-22	Feb-22	Mar-21
<25	1,518	-465 -23.4%	-1,589 -51.1%
25-34	4,227	-850 -16.7%	-3,663 -46.4%
35-44	4,149	-658 -13.7%	-3,854 -48.2%
45-54	3,824	-446 -10.4%	-3,080 -44.6%
55-59	1,891	-227 -10.7%	-1,636 -46.4%
60+	3,559	-322 -8.3%	-2,308 -39.3%
INA	0	0 0.0%	0 0.0%

Industry	Mar-22	Feb-22	Mar-21
Construction	9,894	-1,389 -12.3%	-2,538 -20.4%
Manufacturing	2,188	-322 -12.8%	-3,722 -63.7%
Admin. Support & Waste Mgmt.	2,122	-425 -16.7%	-1,254 -36.4%
Transportation & Warehousing	742	-8 -1.1%	-639 -46.3%
Retail Trade	653	-78 -10.7%	-1,511 -69.8%

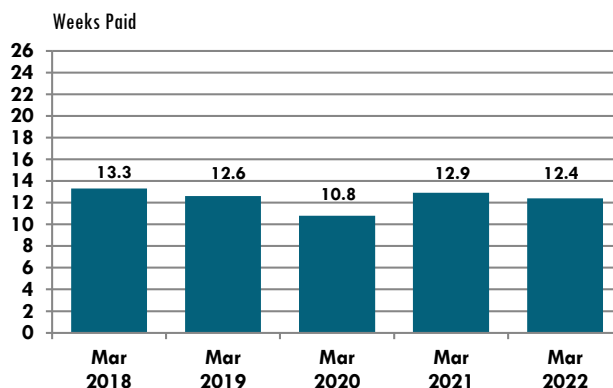
Gender	Mar-22	Feb-22	Mar-21
Male	15,825	-2,482 -13.6%	-9,180 -36.7%
Female	3,189	-448 -12.3%	-6,294 -66.4%
INA	154	-38 -19.8%	-656 -81.0%

Occupation	Mar-22	Feb-22	Mar-21
Construction & Extraction	7,910	-1,140 -12.6%	-1,890 -19.3%
Transportation & Material Moving	3,418	-372 -9.8%	-1,598 -31.9%
Build. & Grounds Cleaning and Maintenance	1,594	-369 -18.8%	-600 -27.3%
Production	1,410	-236 -14.3%	-2,908 -67.3%
Management	1,124	-212 -15.9%	-1,612 -58.9%

NUMBER OF UI RECIPIENTS



DURATION OF UI BENEFITS



- Recipients represent the number of persons receiving at least one UI benefit payment during the month.
- The number of UI recipients for March 2022 (25,239) decreased by 1,806 from the recipient number in February 2022 (27,045) and decreased by 19,502 when compared to March 2021, (44,741). Seasonal claims in the construction industry decreased.
- The maximum duration of UI benefits for most UI claimants is 26 weeks. Duration measures the 12 month average of regular UI benefits only.
- The duration of benefits was 12.4 weeks for March 2022, a decrease from the previous month, February 2022 (12.6 weeks) and a decrease from March 2021 when the duration of benefits was 12.9 weeks.

Source: Iowa Unemployment Insurance Statistics. Note: The UI system was primarily designed to serve people who lost their last job. These characteristics do not necessarily reflect job leavers, new entrants, reentrants, and benefit exhaustees. Only regular UI claims are represented here. Typically about 38% to 40% of unemployed persons are receiving UI benefits in Iowa. This may be higher during recessions.