

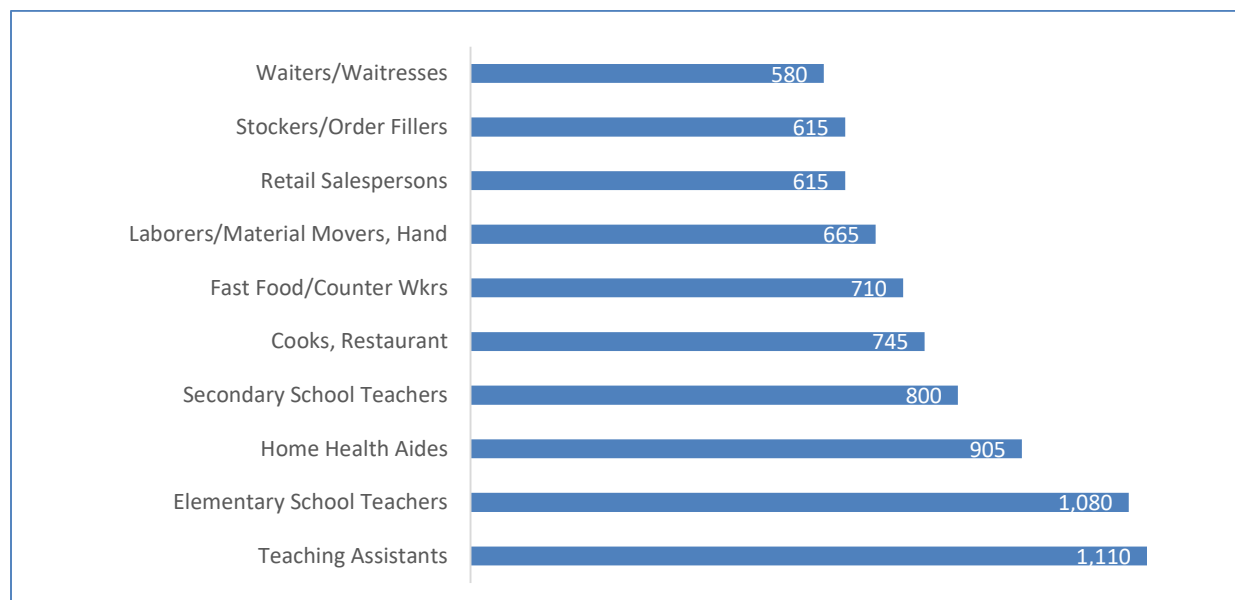
Northeast Iowa Local Workforce Development Area (LWDA) 2020-2030 Occupational Projections Summary

Occupational employment in Northeast Iowa LWDA expects to increase by 11% from 2020 to 2030 (or 1.3% annually). Job growth will vary across major occupational groups depending on the industry. Service-providing occupations expect generally to outperform goods-producing occupations. Both employment change and growth rates reflect this.

Major occupational groups expected to grow at or faster than the LWDA annual average include Management (1.1%), Business-Financial (1.2%), Computer-Mathematical (1.8%), Architecture-Engineering (1.2%), Life-Physical-Social Science (1.1%), Community-Social Service (1.5%), Legal (1.2%), Education (3.4%), Arts-Design-Entertainment-Sports-Media (1.8%), Healthcare Practitioner (1.2%), Healthcare Support (1.5%), Protective Services (1.2%), Food Prep (1.8%), Building-Grounds Maintenance (1.6%), Personal Care (1.4%), Construction (1.2%), and Transportation-Material Moving (1.1%). Growing less than the LWDA average include Sales (.5%), Office-Administrative (0%), Farming-Fishing-Forestry (.5%), Installation-Maintenance-Repair (1%), and Production (.4%) major occupational groups. Several major 2020-2030 occupational trends follow in this report.

Northeast Iowa LWDA's Occupations with the Largest Projected Job Growth, 2020-2030

Northeast Iowa LWDA's top occupations expected to have the largest employment growth for 2020-2030 will account for 7,825 (or 27%) of the projected 28,955 new jobs. The major occupational groups of Transportation-Material Moving, Food Prep, Healthcare, and Education will account for most of the new jobs as shown below.



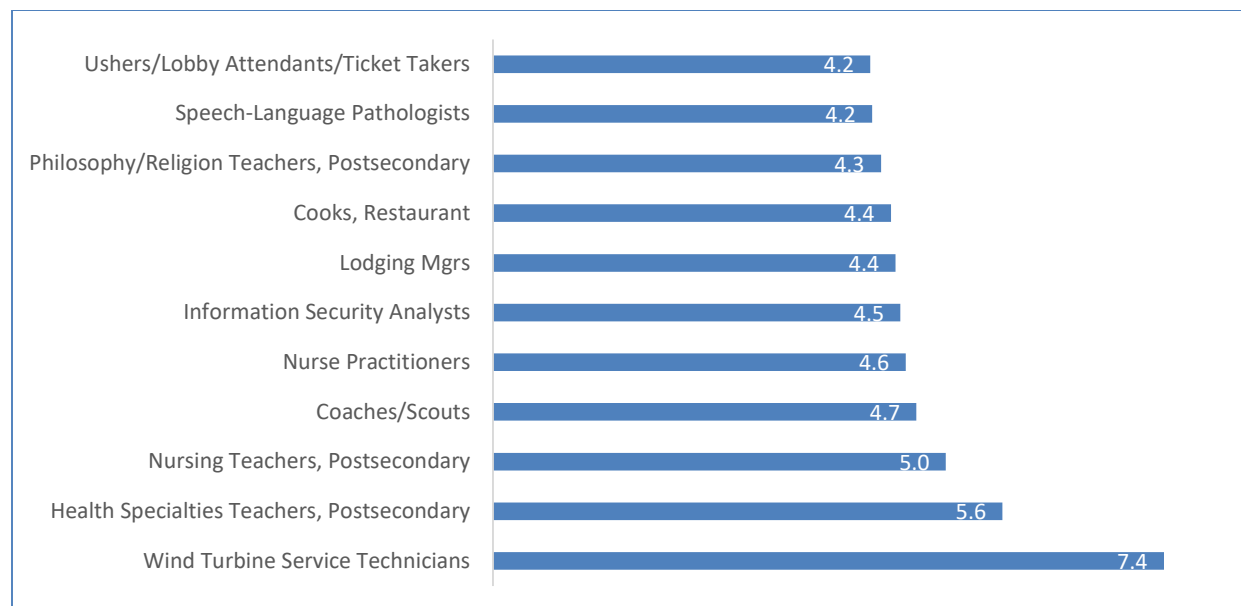
Northeast Iowa LWDA's Occupations with the Largest Projected Job Decline, 2020-2030

Northeast Iowa LWDA's top occupations expected to have the largest employment decline for 2020-2030 will account for 865 (or 63%) of the projected 1,370 lost jobs. The Office-Administrative and Production occupational groups will make up the bulk of these jobs as shown below.

Occupation	# of Jobs
Miscellaneous Assemblers/Fabricators	-275
Executive Secretaries/Administrative Assistants	-145
Inspectors/Testers/Sorters/Samplers/Weighers	-100
Telemarketers	-70
Tellers	-60
Legal Secretaries	-50
Bookkeeping/Accounting/Auditing Clerks	-45
Shipping/Receiving/Traffic Clerks	-45
Chief Executives	-40
Structural Metal Fabricators/Fitters	-35

Northeast Iowa LWDA's Fast Growing Occupations, 2020-2030

Northeast Iowa LWDA's top occupations expected to have the largest percentage of employment growth for 2020-2030 are primarily in the Installation-Maintenance-Repair, Education, Arts-Design-Entertainment-Sports-Media, and Healthcare major occupational groups with Wind Turbine Service Technicians leading the way. Growth along with employment levels and job openings are critical aspects of occupational analysis.



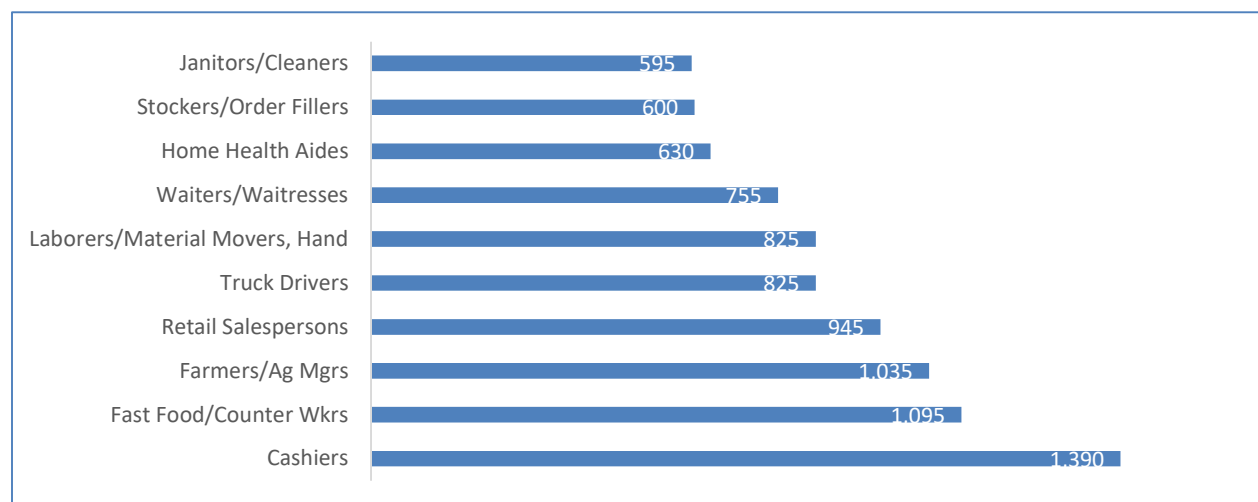
Northeast Iowa LWDA's Fast Declining Occupations, 2020-2030

Northeast Iowa LWDA expects occupations in the Arts-Design-Entertainment-Sports-Media, Office-Administrative, and Production major occupational groups to have the largest percentage of employment decline for 2020-2030 as shown below. Employment costs, competition, technological change and other economic factors may contribute to deteriorating industry employment. In addition, further occupational analysis must factor in occupational training time, costs, and future forecast.

Occupation	% Change
Photographers	-2.1
Executive Secretaries/Administrative Assistants	-1.7
Order Clerks	-1.5
Legal Secretaries	-1.4
Photographic Process Wkrs/Processing Machine Operators	-1.4
Telemarketers	-1.4
Engine/Other Machine Assemblers	-1.4
Data Entry Keyers	-1.3
Funeral Attendants	-1.3
Prepress Technicians & Wkrs	-1.3

Northeast Iowa LWDA's Occupations with the Most Annual Openings, 2020-2030

Northeast Iowa LWDA's top occupations expected to have the greatest annual openings for 2020-2030 will account for 8,695 (or 26%) of the projected 33,210 total openings. The major occupational groups of Sales, Food Prep, Management, Healthcare, and Transportation-Material Moving will account for the most openings as shown below.



Source: Labor Market and Workforce Information Division, Iowa Workforce Development