

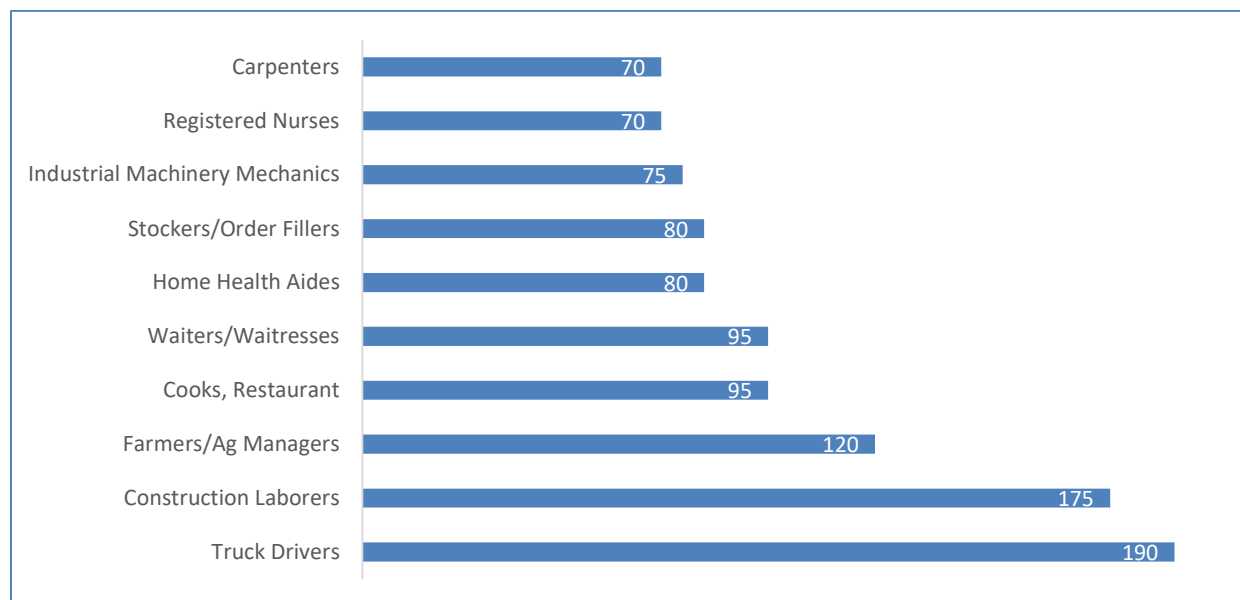
## Northcentral Iowa Local Workforce Development Area (LWDA) 2020-2030 Occupational Projections Summary

Occupational employment in Northcentral Iowa LWDA expects to increase by 8% from 2020 to 2030 (or .8% annually). Job growth will vary across major occupational groups depending on the industry. Service-providing occupations expect generally to outperform goods-producing occupations. Both employment change and growth rates reflect this.

Major occupational groups expected to grow at or faster than the LWDA annual average include Management (.8%), Business-Financial (1%), Computer-Mathematical (.8%), Architecture-Engineering (1.6%), Community-Social Service (1.4%), Healthcare Practitioner (1%), Healthcare Support (1.3%), Food Prep (1.3%), Personal Care (1.6%), Construction (2.2%), Installation-Maintenance-Repair (1.4%), and Transportation-Material Moving (.9%). Growing less than the LWDA average include Life-Physical-Social Science (.6%), Legal (.7%), Education (.4%), Arts-Design-Entertainment-Sports-Media (.5%), Protective Services (.4%), Building-Grounds Maintenance (.7%), Sales (.3%), Office-Administrative (-.1%), Farming-Fishing-Forestry (.4%), and Production (.7%) major occupational groups. Several major 2020-2030 occupational trends follow in this report.

### Northcentral Iowa LWDA's Occupations with the Largest Projected Job Growth, 2020-2030

Northcentral Iowa LWDA's top occupations expected to have the largest employment growth for 2020-2030 will account for 1,050 (or 30%) of the projected 3,470 new jobs. The major occupational groups of Transportation-Material Moving, Food Prep, Healthcare, Construction, and Management will account for most of the new jobs as shown below.



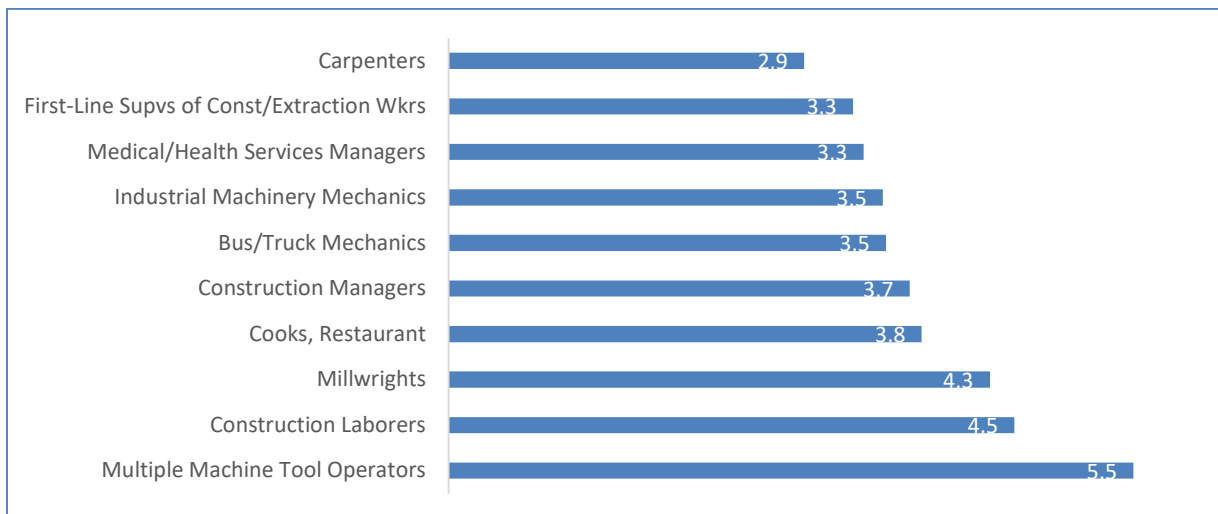
### Northcentral Iowa LWDA's Occupations with the Largest Projected Job Decline, 2020-2030

Northcentral Iowa LWDA's top occupations expected to have the largest employment decline for 2020-2030 will account for 205 (or 100%) of the projected 205 lost jobs. The Office-Administrative and Production occupational groups will make up the bulk of these jobs as shown below.

Occupation	# of Jobs
Secretaries/Administrative Assistants	-50
Cashiers	-40
Miscellaneous Assemblers/Fabricators	-25
Executive Secretaries/Administrative Assistants	-20
Office Clerks, General	-15
Cooks, Fast Food	-10
Bookkeeping/Accounting/Auditing Clerks	-10
Customer Service Reps	-10
Buyers/Purchasing Agents	-5
Correctional Officers/Jailers	-5
Electrical Power-Line Installers/Repairers	-5
Chemical Equipment Operators/Tenders	-5
Inspectors/Testers/Sorters/Samplers/Weighers	-5

### Northcentral Iowa LWDA's Fast Growing Occupations, 2020-2030

Northcentral Iowa LWDA's top occupations expected to have the largest percentage of employment growth for 2020-2030 are primarily in the Production, Construction, Installation-Maintenance-Repair, Food Prep, and Management major occupational groups with Multiple Machine Tool Operators leading the way. Growth along with employment levels and job openings are critical aspects of occupational analysis.



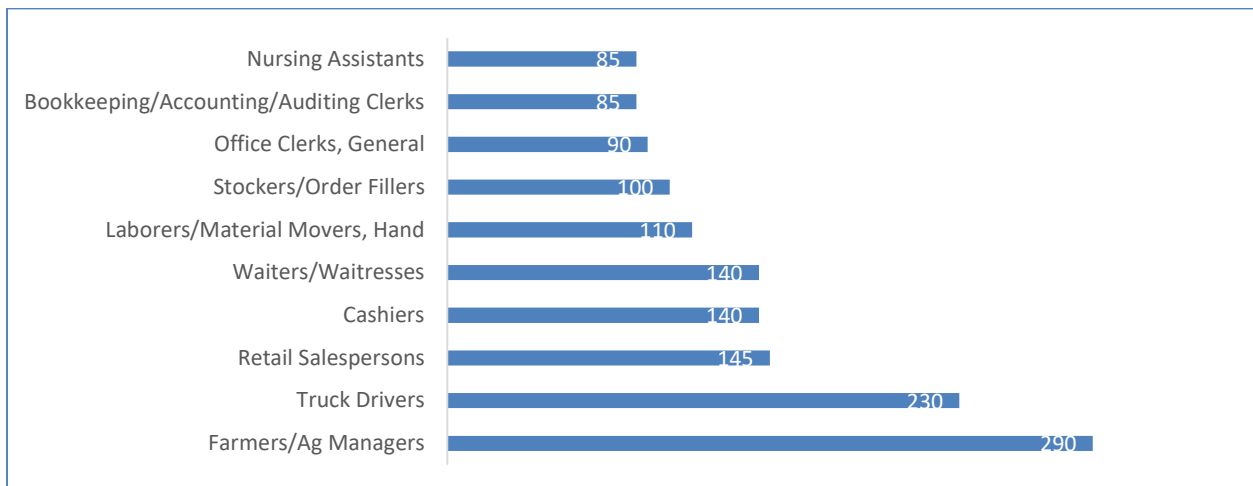
### Northcentral Iowa LWDA's Fast Declining Occupations, 2020-2030

Northcentral Iowa LWDA expects occupations in the Office-Administrative and Production major occupational groups to have the largest percentage of employment decline for 2020-2030 as shown below. Employment costs, competition, technological change and other economic factors may contribute to deteriorating industry employment. In addition, further occupational analysis must factor in occupational training time, costs, and future forecast.

Occupation	% Change
Executive Secretaries/Administrative Assistants	-1.7
Secretaries/Administrative Assistants	-0.8
Chemical Equipment Operators/Tenders	-0.6
Cooks, Fast Food	-0.6
Miscellaneous Assemblers/Fabricators	-0.6
Cashiers	-0.5
Buyers/Purchasing Agents	-0.4
Electrical Power-Line Installers/Repairers	-0.3
Inspectors/Testers/Sorters/Samplers/Weighers	-0.3
Customer Service Reps	-0.3

### Northcentral Iowa LWDA's Occupations with the Most Annual Openings, 2020-2030

Northcentral Iowa LWDA's top occupations expected to have the greatest annual openings for 2020-2030 will account for 1,415 (or 27%) of the projected 5,235 total openings. The major occupational groups of Sales, Food Prep, Management, Office-Administrative, and Transportation-Material Moving will account for the most openings as shown below.



Source: Labor Market and Workforce Information Division, Iowa Workforce Development