

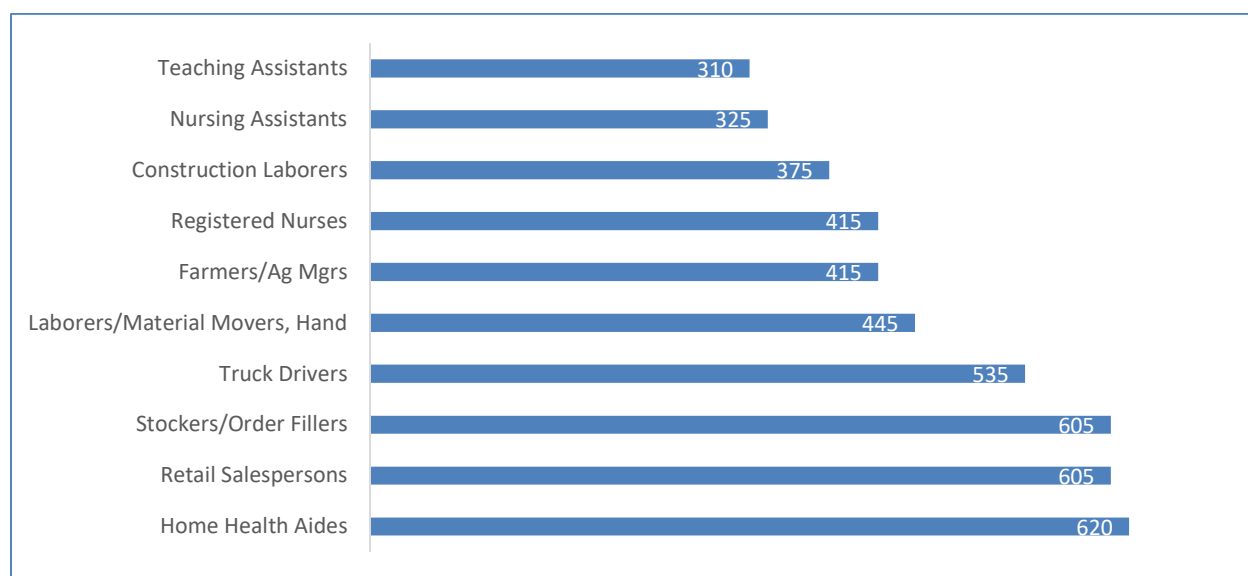
Western Iowa Local Workforce Development Area (LWDA) 2020-2030 Occupational Projections Summary

Occupational employment in Western Iowa LWDA expects to increase by 9% from 2020 to 2030 (or .9% annually). Job growth will vary across major occupational groups depending on the industry. Service-providing occupations expect generally to outperform goods-producing occupations. Both employment change and growth rates reflect this.

Major occupational groups expected to grow at or faster than the LWDA annual average include Management (1%), Business-Financial (1%), Computer-Mathematical (1.2%), Architecture-Engineering (.9%), Life-Physical-Social Science (1%), Community-Social Service (1.1%), Legal (1%), Education (1.3%), Healthcare Support (1.3%), Healthcare Practitioner (1.6%), Building-Grounds Maintenance (1.3%), Personal Care (1.5%), Construction (2%), Installation-Maintenance-Repair (1.1%), and Transportation-Material Moving (1.2%). Growing less than the LWDA average include Arts-Design-Entertainment-Sports-Media (.8%), Protective Services (.7%), Food Prep (-.2%), Sales (.7%), Office-Administrative (.1%), Farming-Fishing-Forestry (.8%), and Production (.5%) major occupational groups. Several major 2020-2030 occupational trends follow in this report.

Western Iowa LWDA's Occupations with the Largest Projected Job Growth, 2020-2030

Western Iowa LWDA's top occupations expected to have the largest employment growth for 2020-2030 will account for 4,650 (or 29%) of the projected 15,805 new jobs. The major occupational groups of Transportation-Material Moving, Construction, Healthcare, Sales, and Management will account for most of the new jobs as shown below.



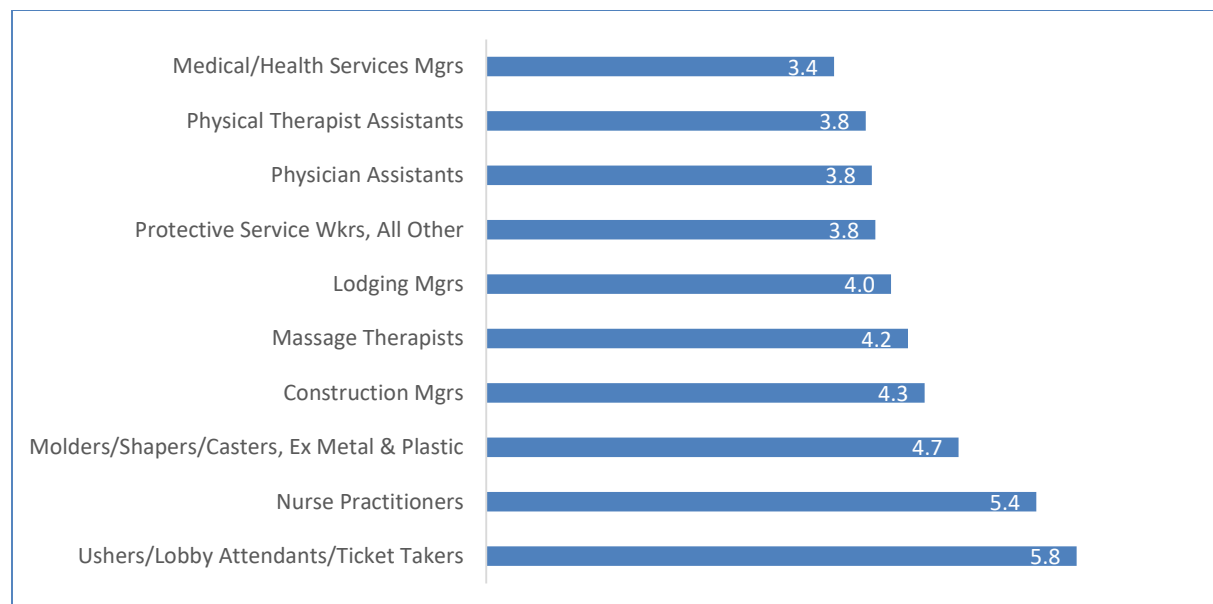
Western Iowa LWDA's Occupations with the Largest Projected Job Decline, 2020-2030

Western Iowa LWDA's top occupations expected to have the largest employment decline for 2020-2030 will account for 1,025 (or 72%) of the projected 1,415 lost jobs. The Office-Administrative and Food Prep occupational groups will make up the bulk of these jobs as shown below.

Occupation	# of Jobs
Fast Food/Counter Wkrs	-345
Cooks, Fast Food	-170
Waiters/Waitresses	-110
Secretaries/Administrative Assistants	-100
Tellers	-75
Executive Secretaries/Administrative Assistants	-75
Miscellaneous Assemblers/Fabricators	-55
First-Line Supvs of Food Preparation/Serving Wkrs	-35
Food Preparation Wkrs	-30
Legal Secretaries	-30

Western Iowa LWDA's Fast Growing Occupations, 2020-2030

Western Iowa LWDA's top occupations expected to have the largest percentage of employment growth for 2020-2030 are primarily in the Personal Care, Healthcare, Production, and Management major occupational groups with Ushers/Lobby Attendants/Ticket Takers leading the way. Growth along with employment levels and job openings are critical aspects of occupational analysis.



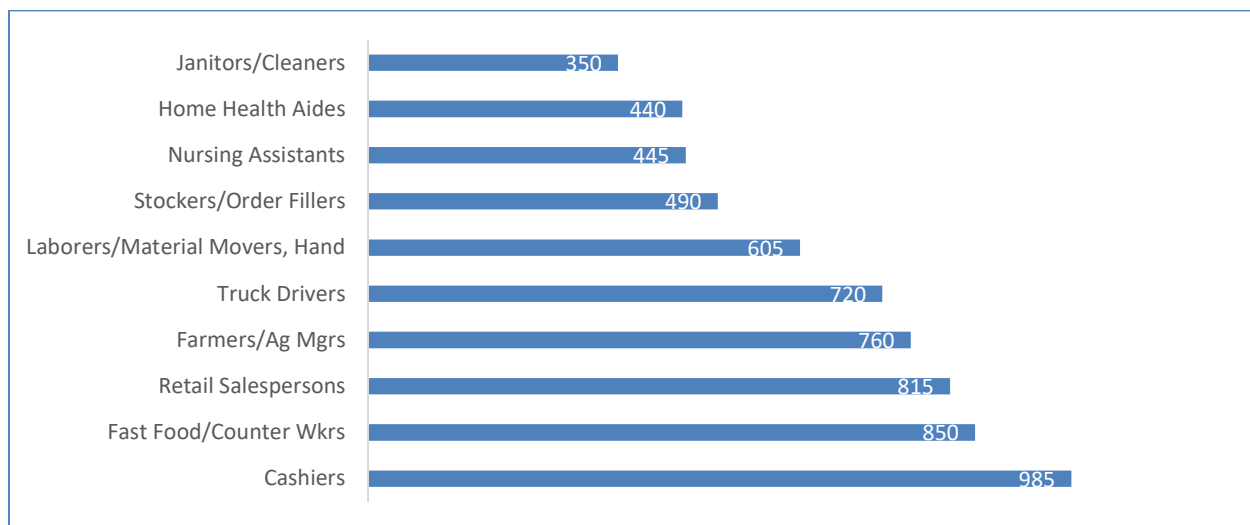
Western Iowa LWDA's Fast Declining Occupations, 2020-2030

Western Iowa LWDA expects occupations in the Office-Administrative and Food Prep major occupational groups to have the largest percentage of employment decline for 2020-2030 as shown below. Employment costs, competition, technological change and other economic factors may contribute to deteriorating industry employment. In addition, further occupational analysis must factor in occupational training time, costs, and future forecast.

Occupation	% Change
Order Clerks	-2.3
Cooks, Fast Food	-2.1
Executive Secretaries/Administrative Assistants	-1.9
Medical Transcriptionists	-1.6
Legal Secretaries	-1.5
Data Entry Keyers	-1.4
Cooks, Short Order	-1.4
Interviewers, Ex Eligibility/Loan	-1.2
Telemarketers	-1.2
Construction/Building Inspectors	-1.2

Western Iowa LWDA's Occupations with the Most Annual Openings, 2020-2030

Western Iowa LWDA's top occupations expected to have the greatest annual openings for 2020-2030 will account for 6,460 (or 29%) of the projected 22,590 total openings. The major occupational groups of Sales, Food Prep, Management, Healthcare, and Transportation-Material Moving will account for the most openings as shown below.



Source: Labor Market and Workforce Information Division, Iowa Workforce Development