

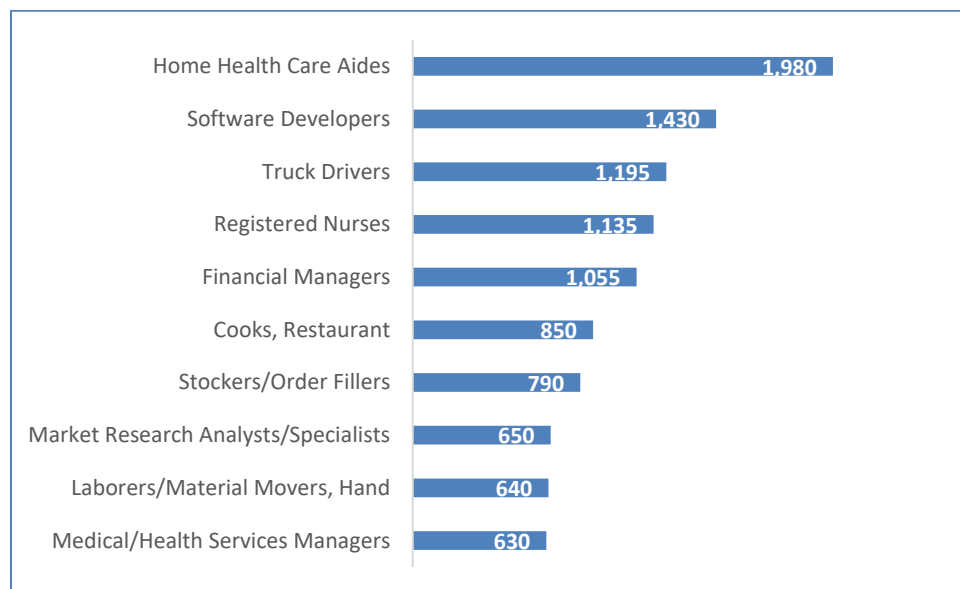
Central Iowa Labor Workforce Development Area (LWDA) 2022-2032 Occupational Projections Summary

Occupational employment in Central Iowa LWDA expects to increase by 8% from 2022 to 2032 (or .8% annually). Job growth will vary across major occupational groups depending on the industry. Service-providing occupations expect generally to outperform goods-producing occupations. Both employment change and growth rates reflect this.

Major occupational groups expected to grow at or faster than the LWDA annual average include Management (1.2%), Business-Financial (1%), Computer-Mathematical (1.9%), Architecture-Engineering (.9%), Life-Physical-Social Science (.9%), Community-Social Service (1.7%), Legal (.8%), Education (1.1%), Arts-Design-Entertainment-Sports-Media (.8%), Healthcare Practitioner (1.5%), Healthcare Support (2.1%), Personal Care (1%), Installation-Maintenance-Repair (1%), and Transportation-Material Moving (1.1%). Growing less than the LWDA average include Protective Services (.3%), Food Prep (.4%), Building-Grounds Maintenance (.6%), Sales (.3%), Office-Administrative (-.2%), Farming-Fishing-Forestry (.4%), Construction (.7%), and Production (.2%) major occupational groups. Several major 2020-2030 occupational trends follow in this report.

Central Iowa LWDA's Occupations with the Largest Projected Job Growth, 2022-2032

Central Iowa LWDA's top occupations expected to have the largest employment growth for 2022-2032 will account for 10,355 (or 27%) of the projected 38,160 new jobs. The major occupational groups of Transportation-Material Moving, Computer-Mathematical, Healthcare, Management, and Food Prep will account for most of the new jobs as shown below.



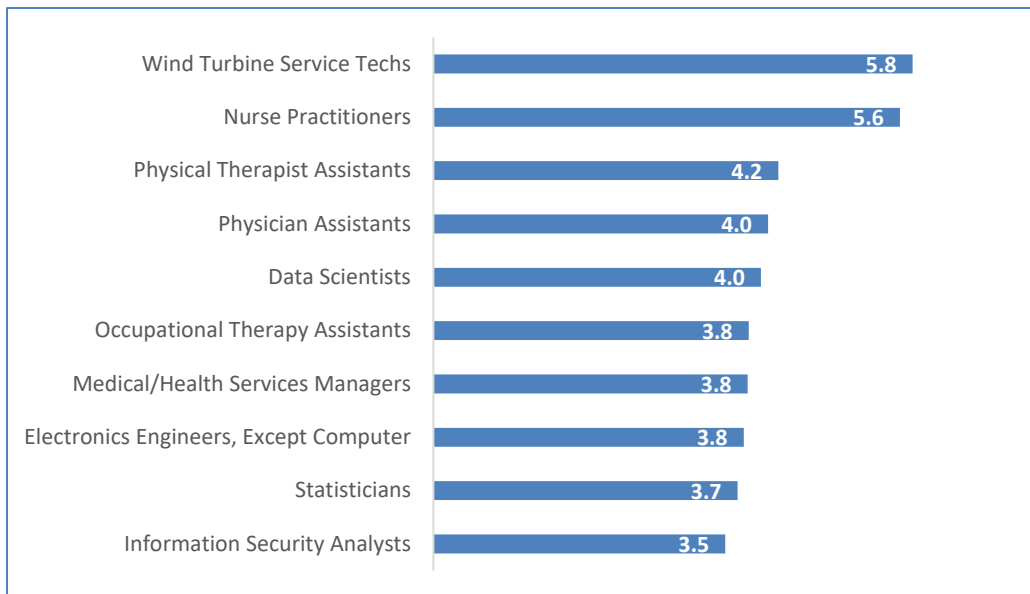
Central Iowa LWDA's Occupations with the Largest Projected Job Decline, 2022-2032

Central Iowa LWDA's top occupations expected to have the largest employment decline for 2022-2032 will account for 1,925 (or 56%) of the projected 3,450 lost jobs. The Office-Administrative, Sales, and Food Prep occupational groups will make up the bulk of these jobs as shown below.

Occupation	# of Jobs
Executive Secretaries/Administrative Assistants	-350
Secretaries/Administrative Assistants	-330
Cashiers	-250
Office Clerks, General	-235
Waiters/Waitresses	-155
Tellers	-150
Cooks, Fast Food	-140
Bill/Account Collectors	-110
Insurance Claims/Policy Processing Clerks	-105
Customer Service Reps	-100

Central Iowa LWDA's Fast Growing Occupations, 2022-2032

Central Iowa LWDA's top occupations expected to have the largest percentage of employment growth for 2022-2032 are primarily in the Healthcare, Computer-Mathematical, and Installation-Maintenance-Repair major occupational groups with Wind Turbine Service Technicians and Nurse Practitioners leading the way. Growth along with employment levels and job openings are critical aspects of occupational analysis.



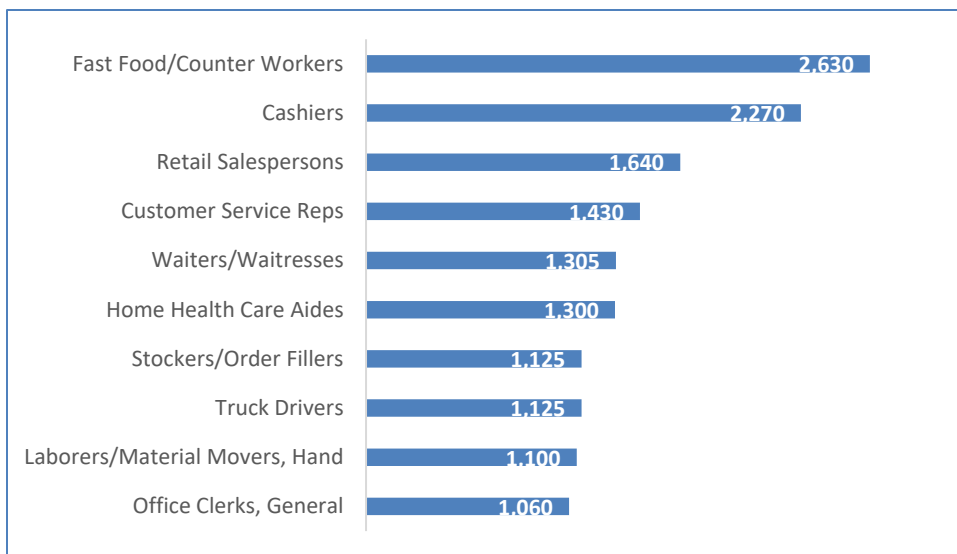
Central Iowa LWDA's Fast Declining Occupations, 2022-2032

Central Iowa LWDA expects occupations in the Office-Administrative major occupational group to have the largest percentage of employment decline for 2022-2032 as shown below. Employment costs, competition, technological change and other economic factors may contribute to deteriorating industry employment. In addition, further occupational analysis must factor in occupational training time, costs, and future forecast.

Occupation	% Change
Word Processors/Typists	-3.3
Data Entry Keyers	-2.4
Switchboard Operators	-2.0
Pressers/Textile/Garment/Related Materials	-1.9
Legal Secretaries/Administrative Assistants	-1.8
Executive Secretaries/Administrative Assistants	-1.7
Floral Designers	-1.6
Order Clerks	-1.5
Cooks, Fast Food	-1.2
Carpet Installers	-1.2
Photographers	-1.2

Central Iowa LWDA's Occupations with the Most Annual Openings, 2022-2032

Central Iowa LWDA's top occupations expected to have the greatest annual openings for 2022-2032 will account for 14,985 (or 26%) of the projected 57,675 total openings. The major occupational groups of Sales, Food Prep, Healthcare, Office-Administrative, and Transportation-Material Moving will account for the most openings as shown below.



Source: Labor Market and Workforce Information Division, Iowa Workforce Development