

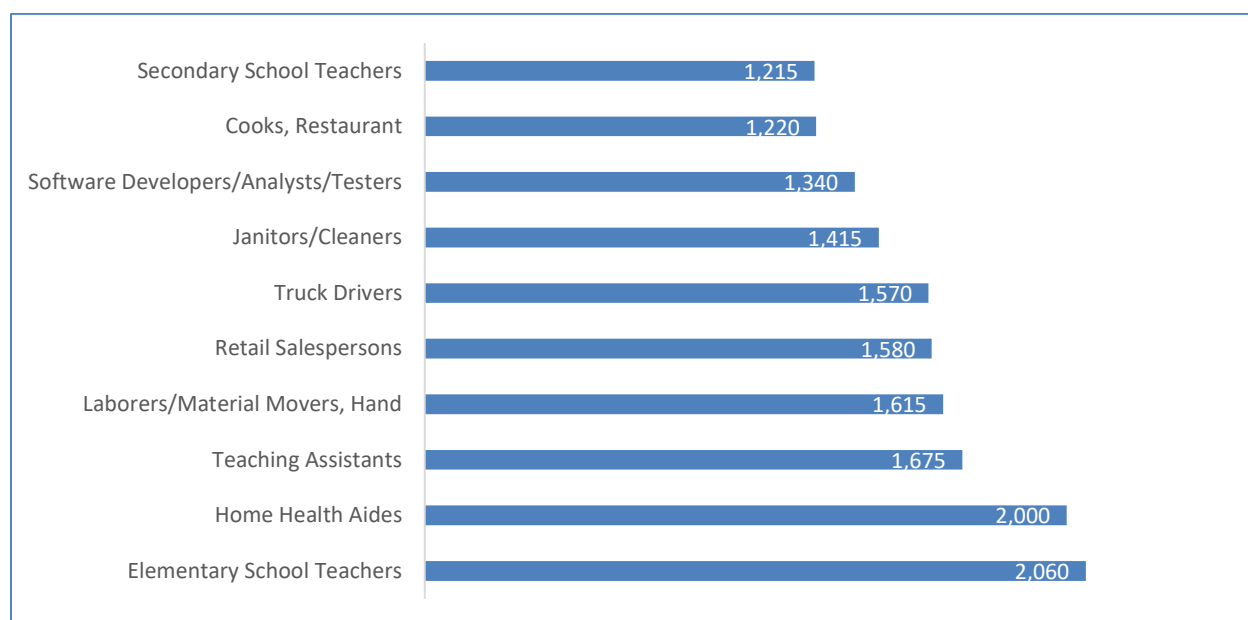
Central Iowa Labor Workforce Development Area (LWDA) 2020-2030 Occupational Projections Summary

Occupational employment in Central Iowa LWDA expects to increase by 15% from 2020 to 2030 (or 1.5% annually). Job growth will vary across major occupational groups depending on the industry. Service-providing occupations expect generally to outperform goods-producing occupations. Both employment change and growth rates reflect this.

Major occupational groups expected to grow at or faster than the LWDA annual average include Management (1.7%), Computer-Mathematical (1.7%), Life-Physical-Social Science (1.8%), Community-Social Service (2.2%), Education (4.1%), Arts-Design-Entertainment-Sports-Media (1.7%), Healthcare Support (1.6%), Healthcare Practitioner (2.4%), Protective Services (2.1%), Food Prep (1.6%), Building-Grounds Maintenance (2.4%), Personal Care (2.9%), Construction (1.6%), Installation-Maintenance-Repair (1.5%), and Transportation-Material Moving (1.9%). Growing less than the LWDA average include Business-Financial (1.1%), Architecture-Engineering (1.3%), Legal (1.3%), Sales (.9%), Office-Administrative (.3%), Farming-Fishing-Forestry (1.4%), and Production (.5%) major occupational groups. Several major 2020-2030 occupational trends follow in this report.

Central Iowa LWDA's Occupations with the Largest Projected Job Growth, 2020-2030

Central Iowa LWDA's top occupations expected to have the largest employment growth for 2020-2030 will account for 15,690 (or 24%) of the projected 66,325 new jobs. The major occupational groups of Transportation-Material Moving, Education, Healthcare, Sales, and Maintenance will account for most of the new jobs as shown below.



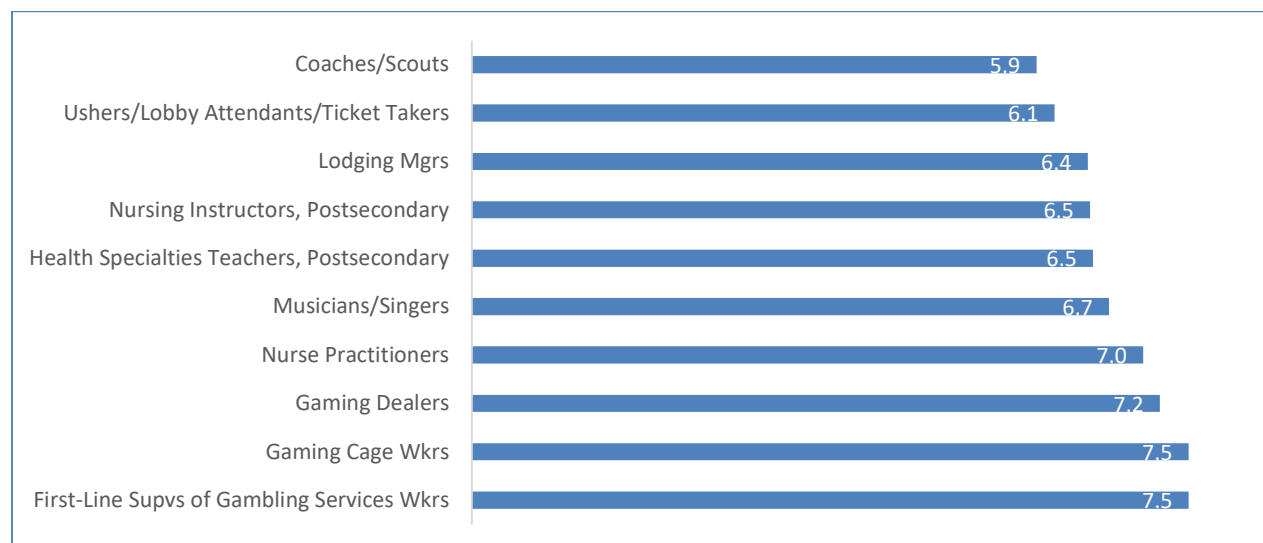
Central Iowa LWDA's Occupations with the Largest Projected Job Decline, 2020-2030

Central Iowa LWDA's top occupations expected to have the largest employment decline for 2020-2030 will account for 1,375 (or 62%) of the projected 2,210 lost jobs. The Office-Administrative and Food Prep occupational groups will make up the bulk of these jobs as shown below.

Occupation	# of Jobs
Executive Secretaries/Administrative Assistants	-250
Tellers	-235
Miscellaneous Assemblers/Fabricators	-130
Cooks, Fast Food	-105
Bill/Account Collectors	-105
Postal Service Mail Sorters/Processors/Machine Operators	-95
Inspectors/Testers/Sorters/Samplers/Weighers	-80
Claims Adjusters/Examiners/Investigators	-75
Photographers	-75
Advertising Sales Agents	-75
Telemarketers	-75
Legal Secretaries	-75

Central Iowa LWDA's Fast Growing Occupations, 2020-2030

Central Iowa LWDA's top occupations expected to have the largest percentage of employment growth for 2020-2030 are primarily in the Personal Care, Office-Administrative, Healthcare, Arts-Design-Entertainment-Sports-Media, and Education major occupational groups with Supervisors of Gambling Services leading the way. Growth along with employment levels and job openings are critical aspects of occupational analysis.



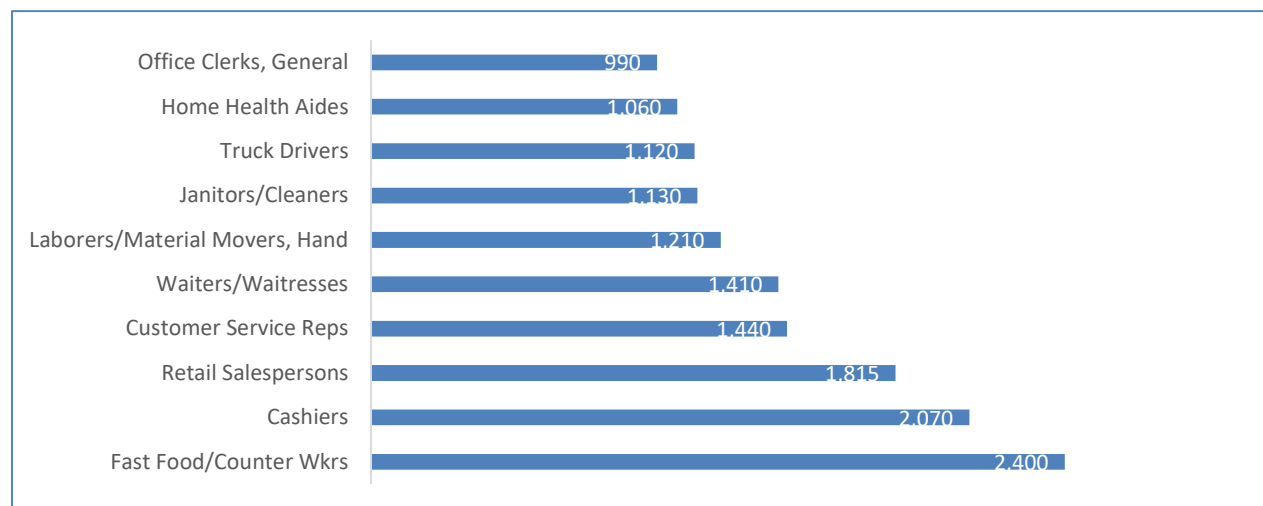
Central Iowa LWDA's Fast Declining Occupations, 2020-2030

Central Iowa LWDA expects occupations in the Office-Administrative and Arts-Design-Entertainment-Sports-Media major occupational groups to have the largest percentage of employment decline for 2020-2030 as shown below. Employment costs, competition, technological change and other economic factors may contribute to deteriorating industry employment. In addition, further occupational analysis must factor in occupational training time, costs, and future forecast.

Occupation	% Change
Word Processors/Typists	-3.5
Photographers	-2.5
News Analysts/Reporters/Journalists	-2.4
Prepress Technicians	-1.9
Legal Secretaries	-1.7
Advertising Sales Agents	-1.7
Data Entry Keyers	-1.6
Tellers	-1.5
Medical Transcriptionists	-1.5
Editors	-1.4
New Accounts Clerks	-1.4

Central Iowa LWDA's Occupations with the Most Annual Openings, 2020-2030

Central Iowa LWDA's top occupations expected to have the greatest annual openings for 2020-2030 will account for 14,645 (or 26%) of the projected 57,305 total openings. The major occupational groups of Sales, Food Prep, Maintenance, Office-Administrative, and Transportation-Material Moving will account for the most openings as shown below.



Source: Labor Market and Workforce Information Division, Iowa Workforce Development