

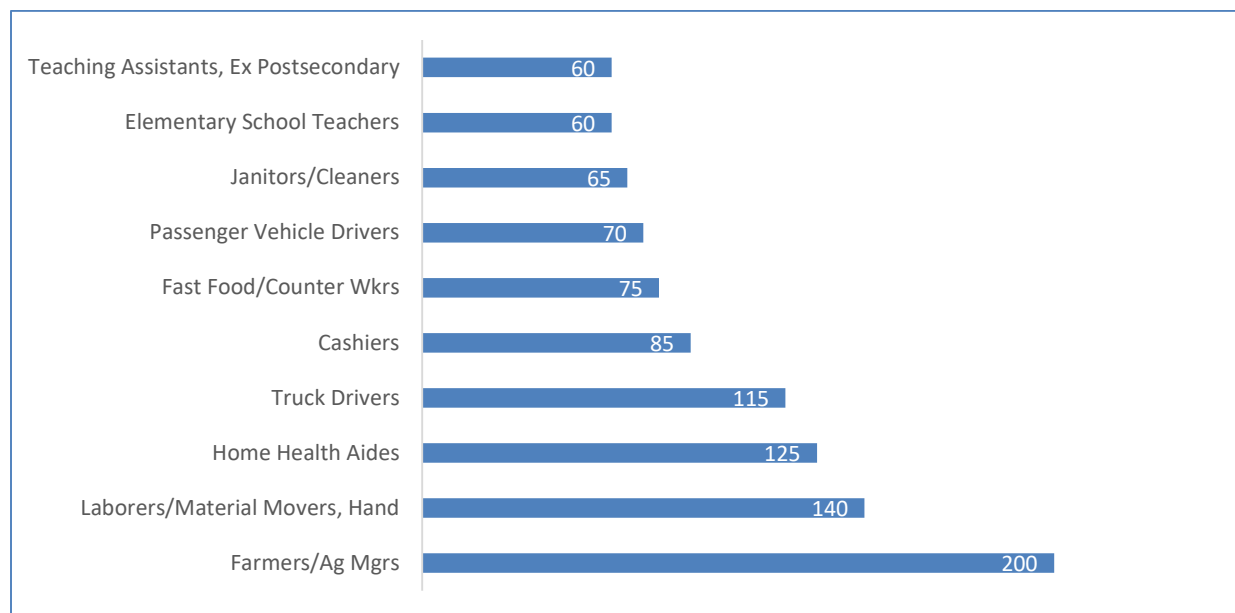
Southwest Iowa Labor Workforce Development Area (LWDA) 2020-2030 Occupational Projections Summary

Occupational employment in Southwest Iowa LWDA expects to increase by 10% from 2020 to 2030 (or 1% annually). Job growth will vary across major occupational groups depending on the industry. Service-providing occupations expect generally to outperform goods-producing occupations. Both employment change and growth rates reflect this.

Major occupational groups expected to grow at or faster than the LWDA annual average include Architecture-Engineering (1.1%), Community-Social Service (1.6%), Education (2.1%), Arts-Design-Entertainment-Sports-Media (2.1%), Healthcare Support (1.6%), Protective Services (1.8%), Food Prep (1.6%), Building-Grounds Maintenance (1.7%), Personal Care (2.5%), Installation-Maintenance-Repair (1.3%), and Transportation-Material Moving (1.5%). Growing less than the LWDA average include Management (.9%), Business-Financial (.8%), Computer-Mathematical (.9%), Life-Physical-Social Science (.5%), Legal (.6%), Healthcare Practitioner (.8%), Sales (.5%), Office-Administrative (.1%), Farming-Fishing-Forestry (.7%), Construction (.9%), and Production (.5%) major occupational groups. Several major 2020-2030 occupational trends follow in this report.

Southwest Iowa LWDA's Occupations with the Largest Projected Job Growth, 2020-2030

Southwest Iowa LWDA's top occupations expected to have the largest employment growth for 2020-2030 will account for 995 (or 31%) of the projected 3,235 new jobs. The major occupational groups of Transportation-Material Moving, Education, Healthcare, Sales, and Management will account for most of the new jobs as shown below.



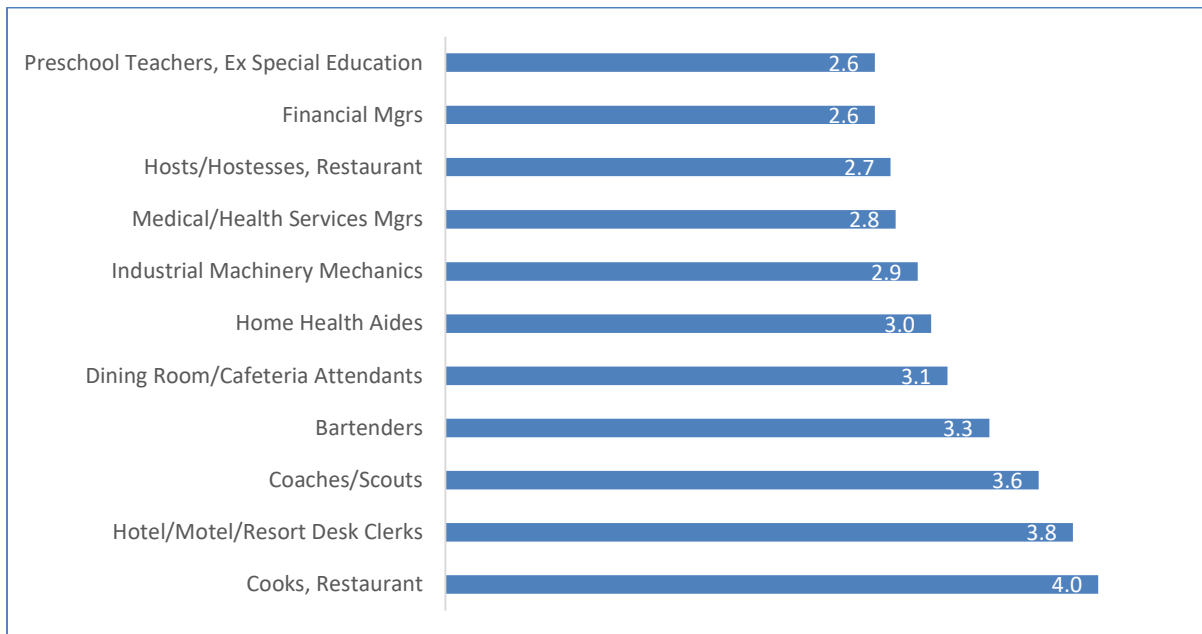
Southwest Iowa LWDA's Occupations with the Largest Projected Job Decline, 2020-2030

Southwest Iowa LWDA's top occupations expected to have the largest employment decline for 2020-2030 will account for 115 (or 100%) of the projected 115 lost jobs. The Office-Administrative, Production, Sales, and Food Prep occupational groups will make up the bulk of these jobs as shown below.

Occupation	% Change
Miscellaneous Assemblers/Fabricators	-40
Executive Secretaries/Administrative Assistants	-20
Food Preparation Wkrs	-15
Parts Salespersons	-10
Secretaries/Administrative Assistants	-10
Bookkeeping/Accounting/Auditing Clerks	-5
Tellers	-5
Inspectors/Testers/Sorters/Samplers/Weighers	-5
Helpers--Production Wkrs	-5

Southwest Iowa LWDA's Fast Growing Occupations, 2020-2030

Southwest Iowa LWDA's top occupations expected to have the largest percentage of employment growth for 2020-2030 are primarily in the Food Prep, Office-Administrative, Arts-Design-Entertainment-Sports-Media, and Healthcare major occupational groups with Cooks, Restaurant leading the way. Growth along with employment levels and job openings are critical aspects of occupational analysis.



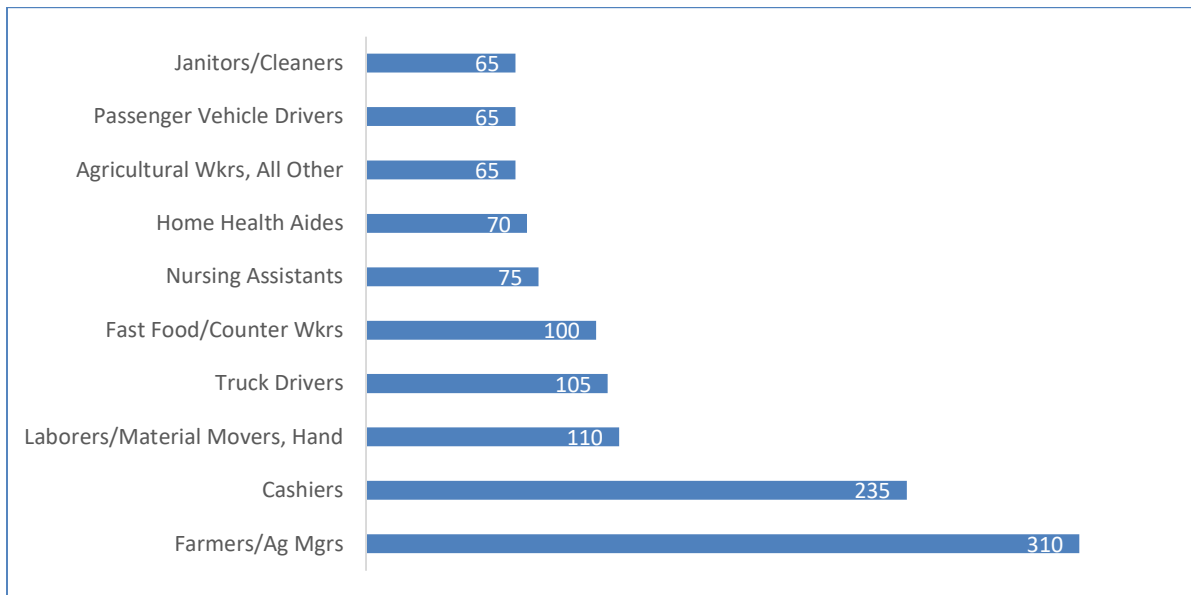
Southwest Iowa LWDA's Fast Declining Occupations, 2020-2030

Southwest Iowa LWDA expects occupations in the Office-Administrative, Food Prep, and Production major occupational groups to have the largest percentage of employment decline for 2020-2030 as shown below. Employment costs, competition, technological change and other economic factors may contribute to deteriorating industry employment. In addition, further occupational analysis must factor in occupational training time, costs, and future forecast.

Occupation	# of Jobs
Executive Secretaries/Administrative Assistants	-2.0
Food Preparation Wkrs	-1.2
Miscellaneous Assemblers/Fabricators	-0.8
Parts Salespersons	-0.7
Inspectors/Testers/Sorters/Samplers/Weighers	-0.5
Tellers	-0.4
Helpers--Production Wkrs	-0.4
Secretaries/Administrative Assistants	-0.3
Bookkeeping/Accounting/Auditing Clerks	-0.1

Southwest Iowa LWDA's Occupations with the Most Annual Openings, 2020-2030

Southwest Iowa LWDA's top occupations expected to have the greatest annual openings for 2020-2030 will account for 1,200 (or 30%) of the projected 3,985 total openings. The major occupational groups of Sales, Food Prep, Management, Healthcare, and Transportation-Material Moving will account for the most openings as shown below.



Source: Labor Market and Workforce Information Division, Iowa Workforce Development