

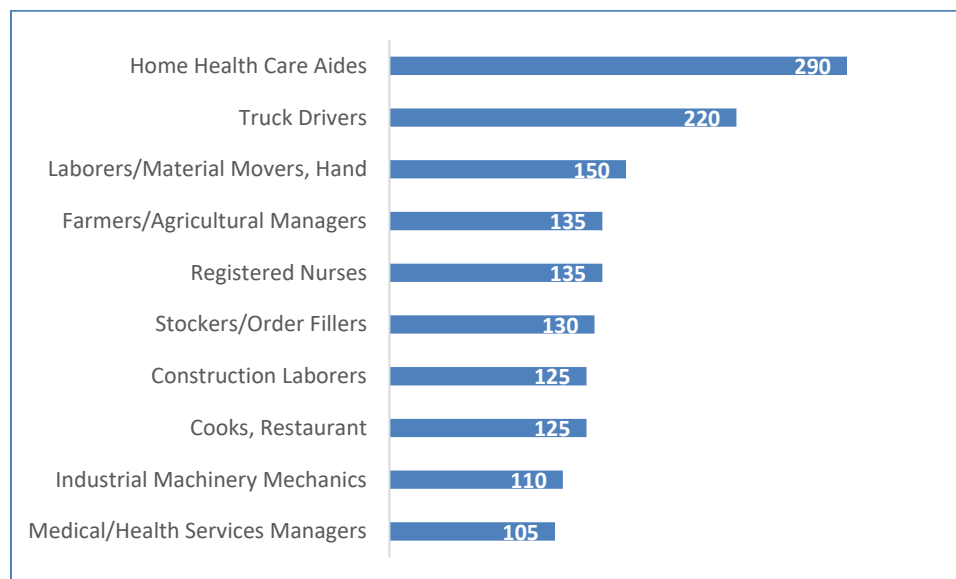
Southcentral Iowa Local Workforce Development Area (LWDA) 2022-2032 Occupational Projections Summary

Occupational employment in Southcentral Iowa LWDA expects to increase by 4% from 2022 to 2032 (or .4% annually). Job growth will vary across major occupational groups depending on the industry. Service-providing occupations expect generally to outperform goods-producing occupations. Both employment change and growth rates reflect this.

Major occupational groups expected to grow at or faster than the LWDA annual average include Management (.6%), Business-Financial (.6%), Computer-Mathematical (1.1%), Architecture-Engineering (1.1%), Life-Physical-Social Science (.7%), Community-Social Service (.8%), Legal (.4%), Arts-Design-Entertainment-Sports-Media (.4%), Healthcare Practitioner (.8%), Healthcare Support (1.2%), Protective Services (.8%), Building-Grounds Maintenance (.4%), Personal Care (.7%), Construction (.9%), Installation-Maintenance-Repair (.7%), Production (.4%) and Transportation-Material Moving (.7%). Growing less than the LWDA average include Education (.3%), Food Prep (.3%), Sales (.1%), Office-Administrative (-.4%), and Farming-Fishing-Forestry (.1%) major occupational groups. Several major 2022-2032 occupational trends follow in this report.

Southcentral Iowa LWDA's Occupations with the Largest Projected Job Growth, 2022-2032

Southcentral Iowa LWDA's top occupations expected to have the largest employment growth for 2022-2032 will account for 1,525 (or 31%) of the projected 4,945 new jobs. The major occupational groups of Transportation-Material Moving, Healthcare, Food Prep, Construction, and Management will account for most of the new jobs as shown below.



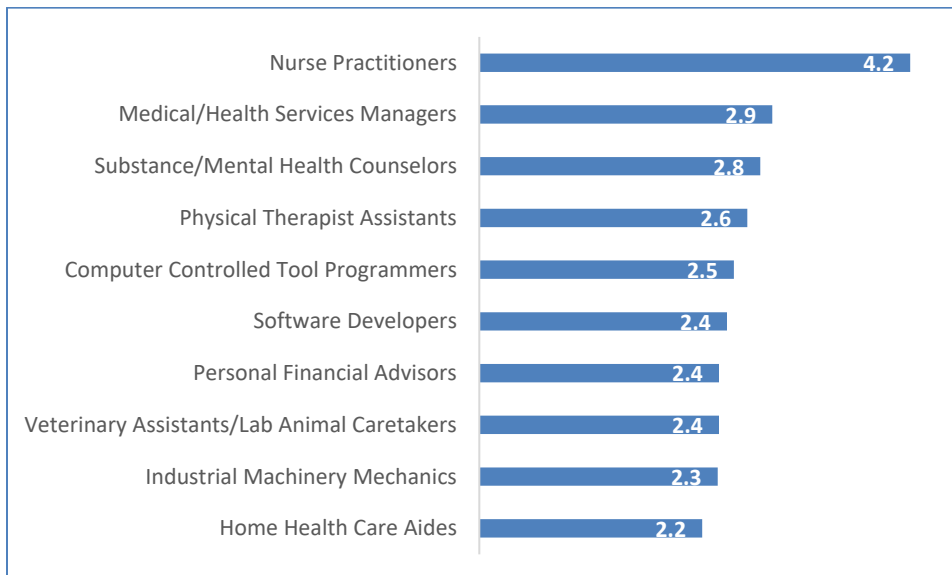
Southcentral Iowa LWDA's Occupations with the Largest Projected Job Decline, 2022-2032

Southcentral Iowa LWDA's top occupations expected to have the largest employment decline for 2022-2032 will account for 790 (or 80%) of the projected 985 lost jobs. The Office-Administrative, Food Prep, and Sales occupational groups will make up the bulk of these jobs as shown below.

Occupation	# of Jobs
Office/Administrative Support Workers, All Other	-175
Cashiers	-130
Office Clerks, General	-100
Secretaries/Administrative Assistants	-95
Executive Secretaries/Administrative Assistants	-75
Bookkeeping/Accounting/Auditing Clerks	-65
Tellers	-35
Cooks, Fast Food	-35
Telemarketers	-30
Waiters/Waitresses	-25
Shipping/Receiving/Inventory Clerks	-25

Southcentral Iowa LWDA's Fast Growing Occupations, 2022-2032

Southcentral Iowa LWDA's top occupations expected to have the largest percentage of employment growth for 2022-2032 are primarily in the Healthcare, Community-Social Service, Management, Computer-Mathematical, and Production major occupational groups with Nurse Practitioners leading the way. Growth along with employment levels and job openings are critical aspects of occupational analysis.



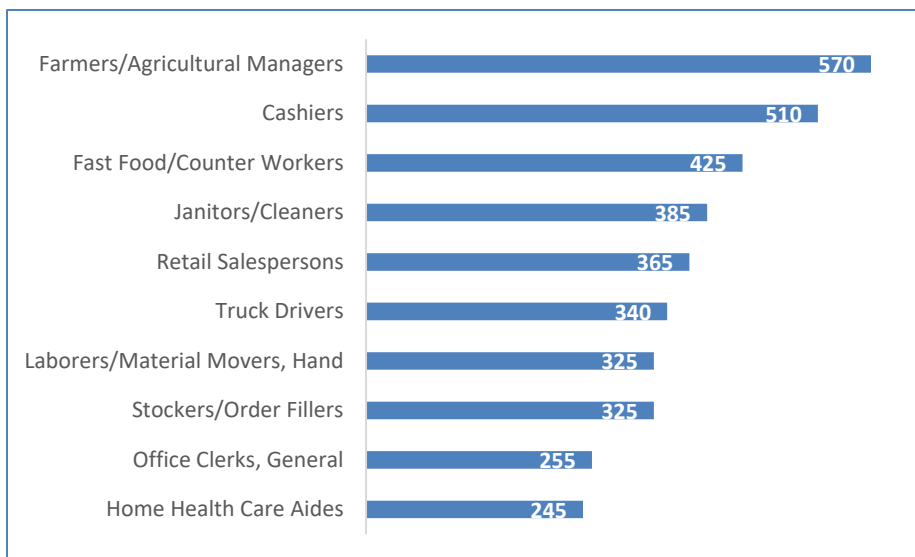
Southcentral Iowa LWDA's Fast Declining Occupations, 2022-2032

Southcentral Iowa LWDA expects occupations in the Sales, Office-Administrative, and Food Prep major occupational groups to have the largest percentage of employment decline for 2022-2032 as shown below. Employment costs, competition, technological change and other economic factors may contribute to deteriorating industry employment. In addition, further occupational analysis must factor in occupational training time, costs, and future forecast.

Occupation	% Change
Telemarketers	-2.1
Executive Secretaries/Administrative Assistants	-1.9
Interviewers	-1.6
Graders/Sorters, Agricultural Products	-1.3
Cooks, Fast Food	-1.1
Secretaries/Administrative Assistants	-0.9
Office/Administrative Support Workers, All Other	-0.9
Tellers	-0.9
Chief Executives	-0.8
Weighers/Measurers/Checkers/Samplers/Recordkeeping	-0.7
Cooks, Short Order	-0.7

Southcentral Iowa LWDA's Occupations with the Most Annual Openings, 2022-2032

Southcentral Iowa LWDA's top occupations expected to have the greatest annual openings for 2022-2032 will account for 3,745 (or 28%) of the projected 13,475 total openings. The major occupational groups of Sales, Food Prep, Maintenance, Management, and Transportation-Material Moving will account for the most openings as shown below.



Source: Labor Market and Workforce Information Division, Iowa Workforce Development