

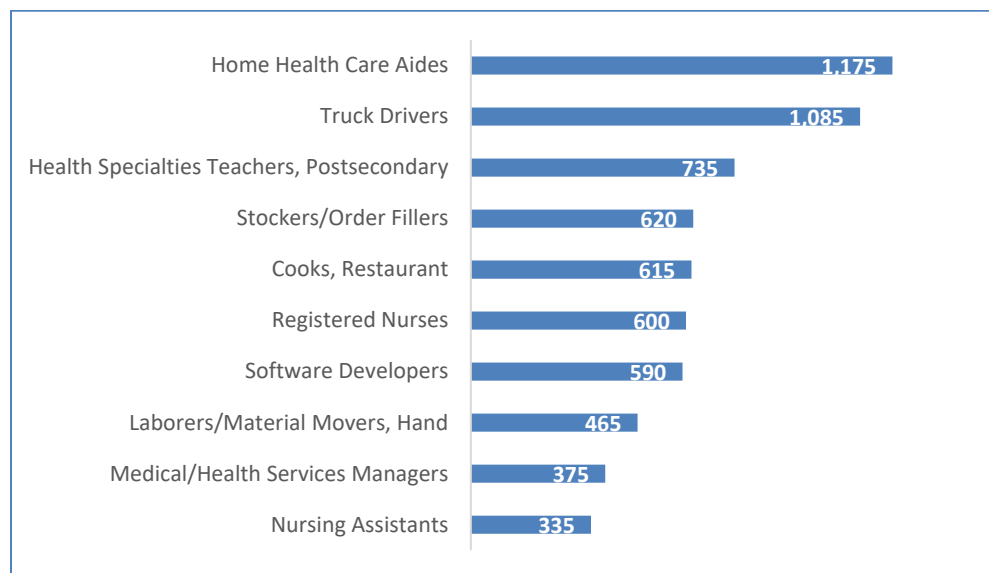
## Eastcentral Iowa Local Workforce Development Area (LWDA) 2022-2032 Occupational Projections Summary

Occupational employment in Eastcentral Iowa LWDA expects to increase by 9% from 2022 to 2032 (or .9% annually). Job growth will vary across major occupational groups depending on the industry. Service-providing occupations expect generally to outperform goods-producing occupations. Both employment change and growth rates reflect this.

Major occupational groups expected to grow at or faster than the LWDA annual average include Management (1.1%), Business-Financial (1%), Computer-Mathematical (1.7%), Architecture-Engineering (.9%), Life-Physical-Social Science (1.5%), Community-Social Service (1.8%), Education (1.3%), Healthcare Practitioner (1.3%), Healthcare Support (2%), Building-Grounds Maintenance (.9%), Personal Care (.9%), Construction (1.2%), Installation-Maintenance-Repair (1.1%), and Transportation-Material Moving (1.2%). Growing less than the LWDA average include Legal (.8%), Arts-Design-Entertainment-Sports-Media (.8%), Protective Services (.3%), Food Prep (.7%), Sales (.4%), Office-Administrative (-.1%), Farming-Fishing-Forestry (.2%), and Production (.4%) major occupational groups. Several major 2022-2032 occupational trends follow in this report.

### Eastcentral Iowa LWDA's Occupations with the Largest Projected Job Growth, 2022-2032

Eastcentral Iowa LWDA's top occupations expected to have the largest employment growth for 2022-2032 will account for 6,595 (or 27%) of the projected 24,030 new jobs. The major occupational groups of Transportation-Material Moving, Education, Healthcare, Food Prep, Sales, and Computer-Math will account for most of the new jobs as shown below.



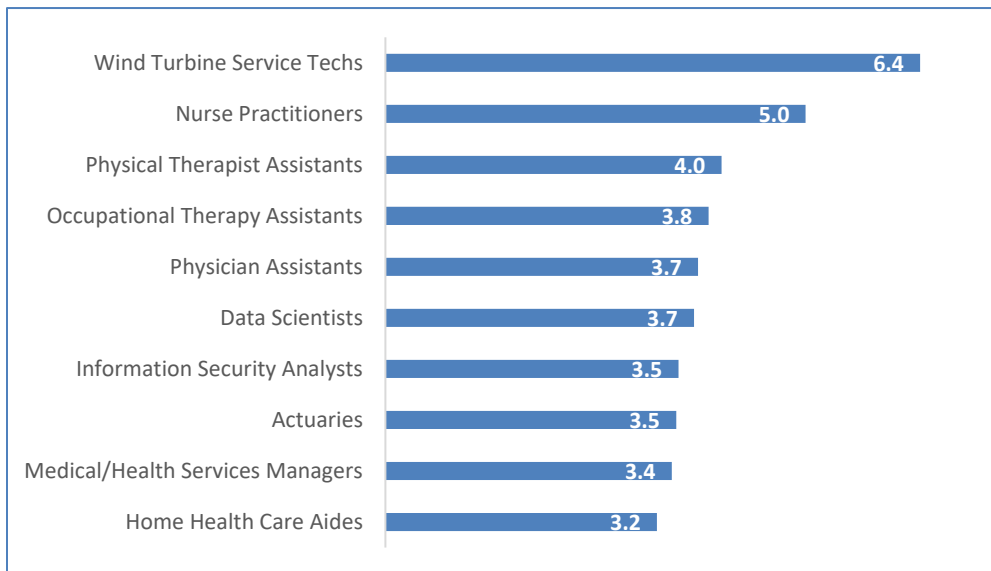
### Eastcentral Iowa LWDA's Occupations with the Largest Projected Job Decline, 2022-2032

Eastcentral Iowa LWDA's top occupations expected to have the largest employment decline for 2022-2032 will account for 905 (or 64%) of the projected 1,405 lost jobs. The Office-Administrative, Production, and Health Care occupational groups will make up the bulk of these jobs as shown below.

Occupation	# of Jobs
Executive Secretaries/Administrative Assistants	-215
Secretaries/Administrative Assistants	-165
Tellers	-90
Medical Transcriptionists	-80
Miscellaneous Assemblers/Fabricators	-75
Office Clerks, General	-70
Bookkeeping/Accounting/Auditing Clerks	-55
Data Entry Keyers	-55
Cashiers	-50
Cooks, Fast Food	-50

### Eastcentral Iowa LWDA's Fast Growing Occupations, 2022-2032

Eastcentral Iowa LWDA's top occupations expected to have the largest percentage of employment growth for 2022-2032 are primarily in the Installation-Maintenance-Repair, Healthcare, and Computer-Mathematical major occupational groups with Wind Turbine Service Technicians leading the way. Growth along with employment levels and job openings are critical aspects of occupational analysis.



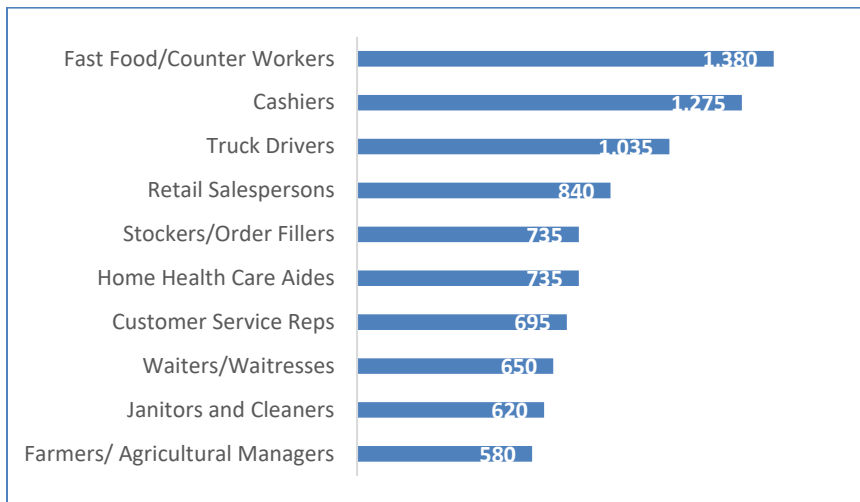
### Eastcentral Iowa LWDA's Fast Declining Occupations, 2022-2032

Eastcentral Iowa LWDA expects occupations in the Office-Administrative major occupational group to have the largest percentage of employment decline for 2022-2032 as shown below. Employment costs, competition, technological change and other economic factors may contribute to deteriorating industry employment. In addition, further occupational analysis must factor in occupational training time, costs, and future forecast.

Occupation	% Change
Medical Transcriptionists	-2.3
Data Entry Keyers	-2.2
Legal Secretaries/Administrative Assistants	-2.0
Telemarketers	-1.7
Executive Secretaries/Administrative Assistants	-1.5
New Accounts Clerks	-1.4
Tellers	-1.3
Payroll/Timekeeping Clerks	-1.3
Order Clerks	-1.2
File Clerks	-1.0
Interviewers, Except Eligibility and Loan	-1.0
Structural Metal Fabricators/Fitters	-1.0

### Eastcentral Iowa LWDA's Occupations with the Most Annual Openings, 2022-2032

Eastcentral Iowa LWDA's top occupations expected to have the greatest annual openings for 2022-2032 will account for 8,545 (or 26%) of the projected 32,560 total openings. The major occupational groups of Sales, Food Prep, Office-Administrative, Health Care, and Transportation-Material Moving will account for the most openings as shown below.



Source: Labor Market and Workforce Information Division, Iowa Workforce Development