

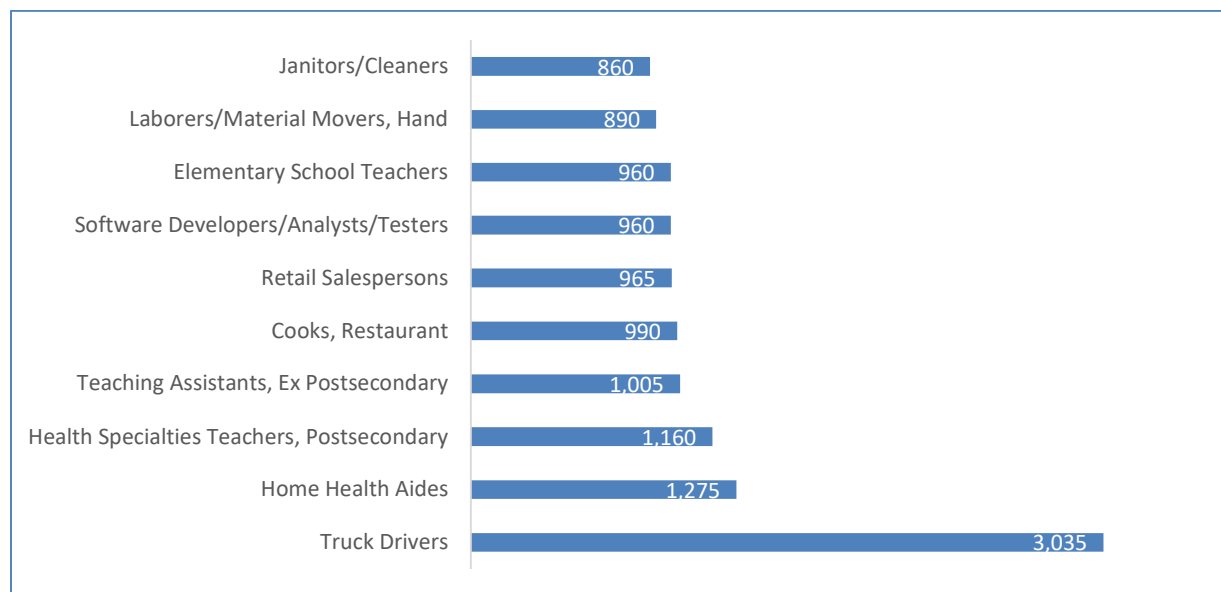
Eastcentral Iowa Local Workforce Development Area (LWDA) 2020-2030 Occupational Projections Summary

Occupational employment in Eastcentral Iowa LAWD expects to increase by 17% from 2020 to 2030 (or 1.7% annually). Job growth will vary across major occupational groups depending on the industry. Service-providing occupations expect generally to outperform goods-producing occupations. Both employment change and growth rates reflect this.

Major occupational groups expected to grow at or faster than the LWDA annual average include Computer-Mathematical (2%), Life-Physical-Social Science (2.8%), Community-Social Service (2.6%), Education (3.7%), Arts-Design-Entertainment-Sports-Media (2.9%), Healthcare Support (2.8%), Food Prep (2.1%), Building-Grounds Maintenance (2.4%), Personal Care (2.2%), Construction (2.1%), and Transportation-Material Moving (2.5%). Growing less than the LWDA average include Management (1.3%), Business-Financial (1.4%), Architecture-Engineering (.6%), Legal (1.2%), Healthcare Practitioner (1.6%), Protective Services (1.4%), Sales (.9%), Office-Administrative (.7%), Farming-Fishing-Forestry (.6%), Installation-Maintenance-Repair (1.5%), and Production (.5%) major occupational groups. Several major 2020-2030 occupational trends follow in this report.

Eastcentral Iowa LAWD's Occupations with the Largest Projected Job Growth, 2020-2030

Eastcentral Iowa LWDA's top occupations expected to have the largest employment growth for 2020-2030 will account for 12,100 (or 26%) of the projected 46,275 new jobs. The major occupational groups of Transportation-Material Moving, Education, Healthcare, Food Prep, Sales, and Computer-Math will account for most of the new jobs as shown below.



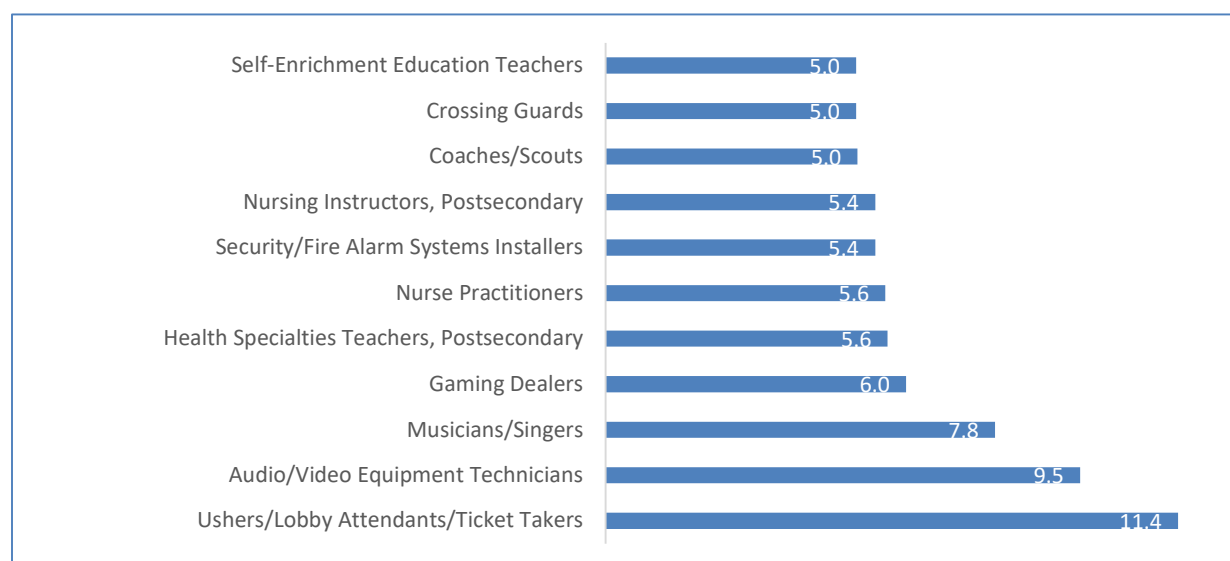
Eastcentral Iowa LWDA's Occupations with the Largest Projected Job Decline, 2020-2030

Eastcentral Iowa LWDA's top occupations expected to have the largest employment decline for 2020-2030 will account for 605 (or 78%) of the projected 780 lost jobs. The Office-Administrative, Production, and Sales occupational groups will make up the bulk of these jobs as shown below.

Occupation	# of Jobs
Miscellaneous Assemblers/Fabricators	-140
Inspectors/Testers/Sorters/Samplers/Weighers	-95
Executive Secretaries/Administrative Assistants	-80
Legal Secretaries	-60
Door-to-Door Sales/News & Street Vendors/Related Wkrs	-55
Tellers	-55
Order Clerks	-30
Correctional Officers/Jailers	-25
Data Entry Keyers	-25
Buyers/Purchasing Agents	-20
Electrical/Electronic/Electromechanical Assemblers, Ex Coil Winders	-20

Eastcentral Iowa LWDA's Fast Growing Occupations, 2020-2030

Eastcentral Iowa LWDA's top occupations expected to have the largest percentage of employment growth for 2020-2030 are primarily in the Personal Care, Arts-Design-Entertainment-Sports-Media, Education, and Healthcare major occupational groups with Ushers/Lobby Attendants/Ticket Takers leading the way. Growth along with employment levels and job openings are critical aspects of occupational analysis.



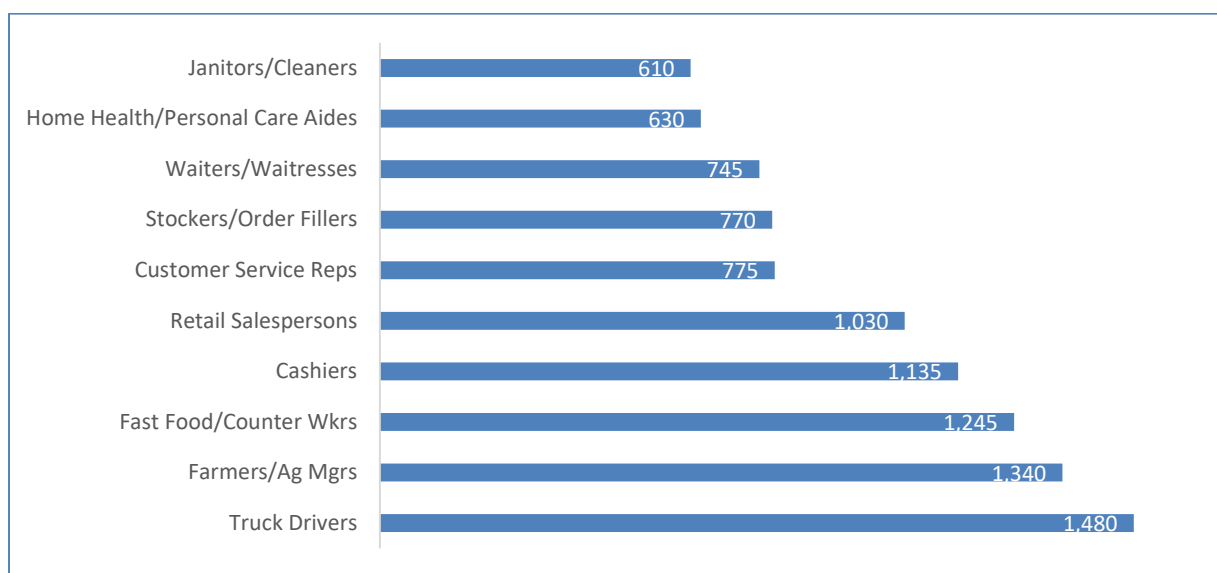
Eastcentral Iowa LWDA's Fast Declining Occupations, 2020-2030

Eastcentral Iowa LWDA expects occupations in the Sales, Production, and Office-Administrative major occupational groups to have the largest percentage of employment decline for 2020-2030 as shown below. Employment costs, competition, technological change and other economic factors may contribute to deteriorating industry employment. In addition, further occupational analysis must factor in occupational training time, costs, and future forecast.

Occupation	# of Jobs
Door-to-Door Sales/News & Street Vendors/Related Wkrs	-2.1
Legal Secretaries	-1.9
Order Clerks	-1.7
Data Entry Keyers	-1.4
Inspectors/Testers/Sorters/Samplers/Weighers	-1.2
Labor Relations Specialists	-1.1
Procurement Clerks	-0.8
Tellers	-0.8
Structural Metal Fabricators/Fitters	-0.7
Paper Goods Machine Setters, Operators, & Tenders	-0.6
New Accounts Clerks	-0.6

Eastcentral Iowa LWDA's Occupations with the Most Annual Openings, 2020-2030

Eastcentral Iowa LWDA's top occupations expected to have the greatest annual openings for 2020-2030 will account for 9,760 (or 27%) of the projected 35,660 total openings. The major occupational groups of Sales, Food Prep, Office-Administrative, Management, and Transportation-Material Moving will account for the most openings as shown below.



Source: Labor Market and Workforce Information Division, Iowa Workforce Development