

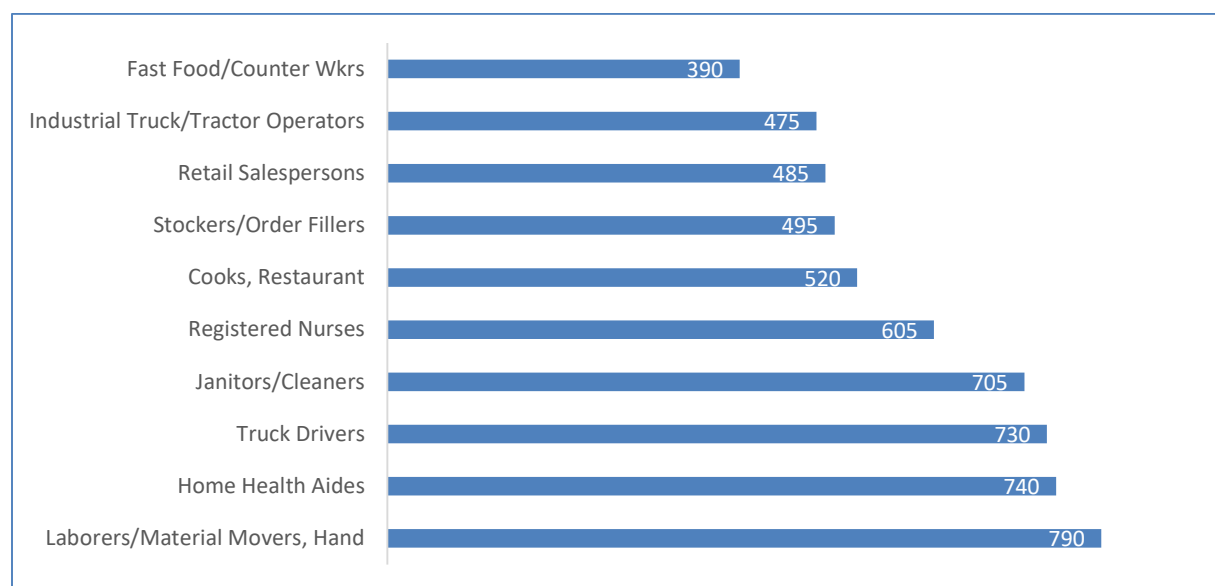
Mississippi Valley Iowa Local Workforce Development Area (LWDA) 2020-2030 Occupational Projections Summary

Occupational employment in Mississippi Valley Iowa expects to increase by 14% from 2020 to 2030 (or 1.4% annually). Job growth will vary across major occupational groups depending on the industry. Service-providing occupations expect generally to outperform goods-producing occupations. Both employment change and growth rates reflect this.

Major occupational groups expected to grow at or faster than the LWDA annual average include Management (1.5%), Business-Financial (1.5%), Computer-Mathematical (2.8%), Architecture-Engineering (1.5%), Community-Social Service (1.5%), Legal (1.7%), Education (2%), Arts-Design-Entertainment-Sports-Media (1.9%), Healthcare Practitioner (1.9%), Healthcare Support (2%), Protective Services (1.5%), Building-Grounds Maintenance (2.4%), Personal Care (2.1%), Construction (2.4%), and Transportation-Material Moving (1.8%). Growing less than the LWDA average include Life-Physical-Social Science (1%), Food Prep (1.3%), Sales (.8%), Office-Administrative (.6%), Farming-Fishing-Forestry (.5%), Installation-Maintenance-Repair (1.3%), and Production (.4%) major occupational groups. Several major 2020-2030 occupational trends follow in this report.

Mississippi Valley IA LWDA's Occupations with the Largest Projected Job Growth, 2020-2030

Mississippi Valley Iowa LWDA's top occupations expected to have the largest employment growth for 2020-2030 will account for 5,935 (or 24%) of the projected 25,205 new jobs. The major occupational groups of Transportation-Material Moving, Healthcare, Food Prep, and Building-Grounds Maintenance will account for most of the new jobs as shown below.



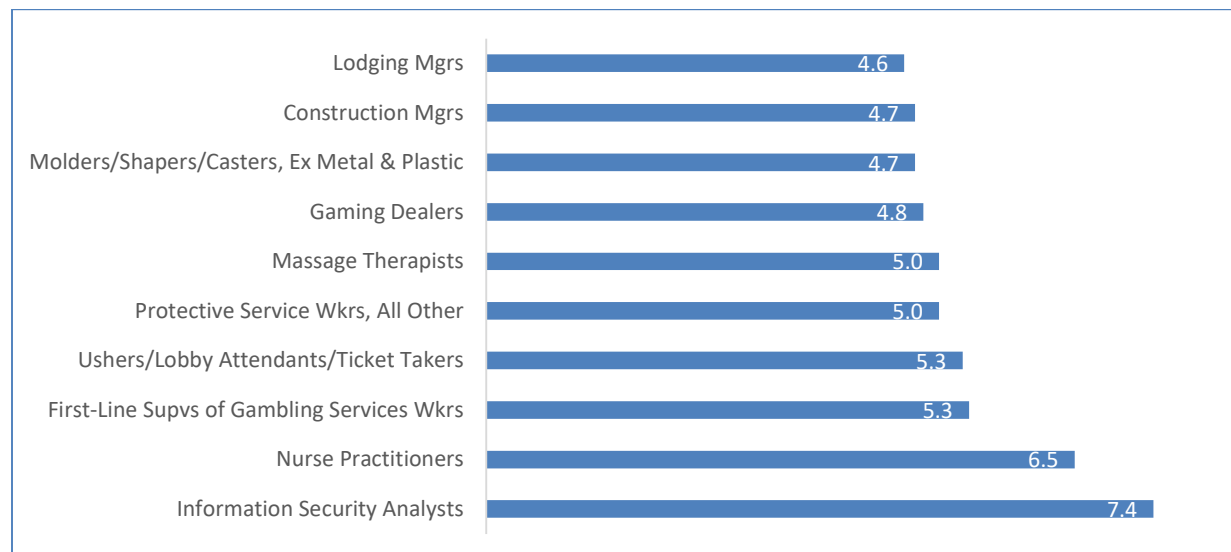
Mississippi Valley IA LWDA's Occupations with the Largest Projected Job Decline, 2020-2030

Mississippi Valley Iowa LWDA's top occupations expected to have the largest employment decline for 2020-2030 will account for 665 (or 77%) of the projected 865 lost jobs. The Office-Administrative, Production, and Food Prep occupational groups will make up the bulk of these jobs as shown below.

Occupation	# of Jobs
Miscellaneous Assemblers/Fabricators	-235
Inspectors/Testers/Sorters/Samplers/Weighers	-60
Cooks, Fast Food	-55
Tellers	-55
Executive Secretaries/Administrative Assistants	-55
Postal Service Mail Carriers	-40
Correctional Officers/Jailers	-30
Secretaries/Administrative Assistants	-30
Cutting/Slicing Machine Setters, Operators, & Tenders	-30
Medical Transcriptionists	-25
Food Preparation Wkrs	-25
Data Entry Keyers	-25

Mississippi Valley Iowa LWDA's Fast Growing Occupations, 2020-2030

Mississippi Valley Iowa LWDA's top occupations expected to have the largest percentage of employment growth for 2020-2030 are primarily in the Computer-Math, Healthcare, Personal Care, and Protective Services major occupational groups with Information Security Analysts leading the way. Growth along with employment levels and job openings are critical aspects of occupational analysis.



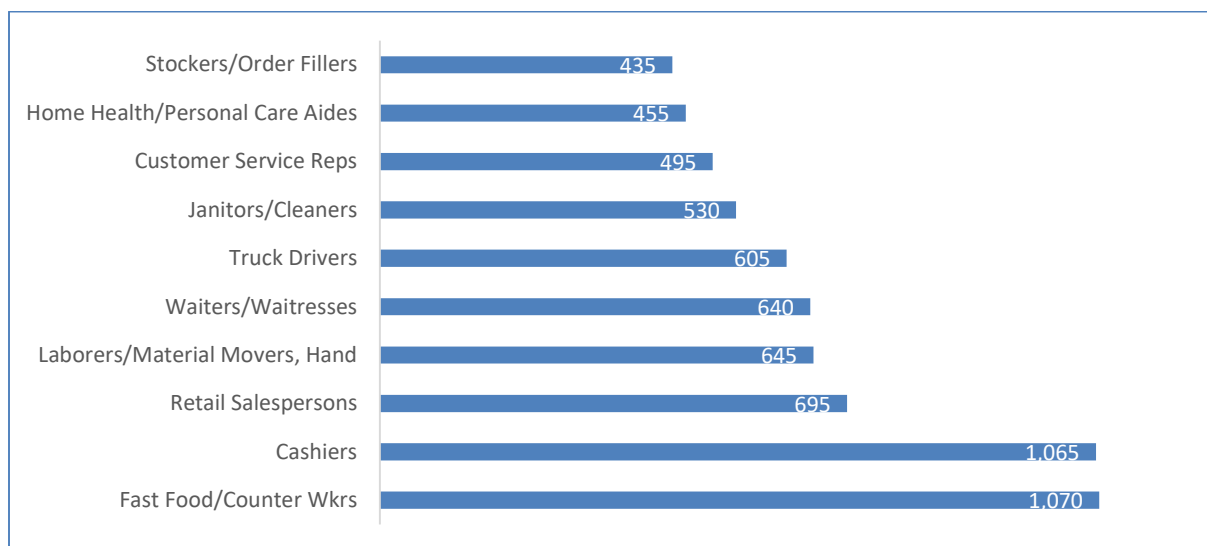
Mississippi Valley Iowa LWDA's Fast Declining Occupations, 2020-2030

Mississippi Valley Iowa LWDA expects occupations in the Arts-Design-Entertainment-Sports-Media, Healthcare, Office-Administrative, and Production major occupational groups to have the largest percentage of employment decline for 2020-2030 as shown below. Employment costs, competition, technological change and other economic factors may contribute to deteriorating industry employment. In addition, further occupational analysis must factor in occupational training time, costs, and future forecast.

Occupation	% Change
News Analysts/Reporters/Journalists	-2.0
Photographers	-1.7
Medical Transcriptionists	-1.5
Data Entry Keyers	-1.5
Legal Secretaries	-1.3
Executive Secretaries/Administrative Assistants	-1.2
Structural Metal Fabricators/Fitters	-1.1
Postal Service Clerks	-1.0
Cutting/Slicing Machine Setters, Operators, & Tenders	-1.0
Floral Designers	-1.0

Mississippi Valley Iowa LWDA's Occupations with the Most Annual Openings, 2020-2030

Mississippi Valley Iowa LWDA's top occupations expected to have the greatest annual openings for 2020-2030 will account for 6,635 (or 27%) of the projected 24,695 total openings. The major occupational groups of Sales, Food Prep, Office-Administrative, and Transportation-Material Moving will account for the most openings as shown below.



Source: Labor Market and Workforce Information Division, Iowa Workforce Development