

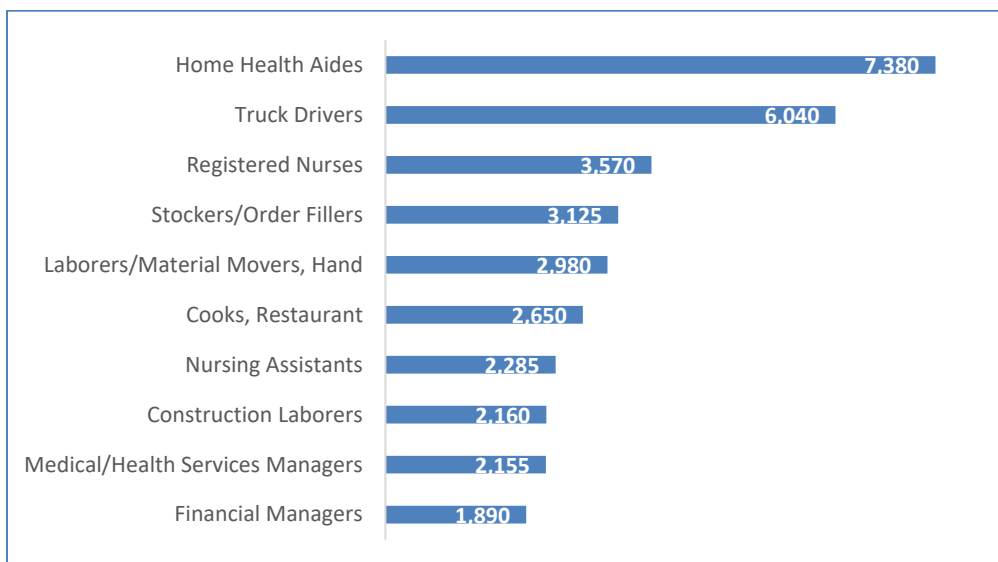
## State of Iowa 2022-2032 Occupational Projections Summary

Occupational employment in Iowa expects to increase by 6.2% from 2022 to 2032 (or .6% annually). Job growth will vary across major occupational groups depending on the industry. Service-providing occupations expect generally to outperform goods-producing occupations. Both employment change and growth rates reflect this.

Major occupational groups expected to grow at or faster than the state annual average (.6%) include Business-Financial (.8%), Computer-Mathematical (1.3%), Architecture-Engineering (1.0%), Life-Physical-Social Science (1%), Community-Social Service (1.6%), Legal (.7%), Education (.8%), Arts-Design-Entertainment-Sports-Media (.7%), Healthcare Practitioner (1.3%), Healthcare Support (1.9%), Building-Grounds Maintenance (.6%), Personal Care (.9%), Construction (1%), Installation-Maintenance-Repair (.9%), and Transportation-Material Moving (1%). Growing less than the state average include Management (.4%), Protective Services (.4%), Food Prep (.3%), Sales (.2%), Office-Administrative (-.3%), Farming-Fishing-Forestry (-.2%), and Production (.3%) major occupational groups. Several major 2022-2032 occupational trends follow in this report.

### Iowa's Occupations with the Largest Projected Job Growth, 2022-2032

Iowa's top occupations expected to have the largest employment growth for 2022-2032 will account for 34,235 (or 30%) of the projected 113,420 new jobs. The major occupational groups of Transportation-Material Moving, Food Prep, Healthcare, and Management will account for most of the new jobs as shown below.



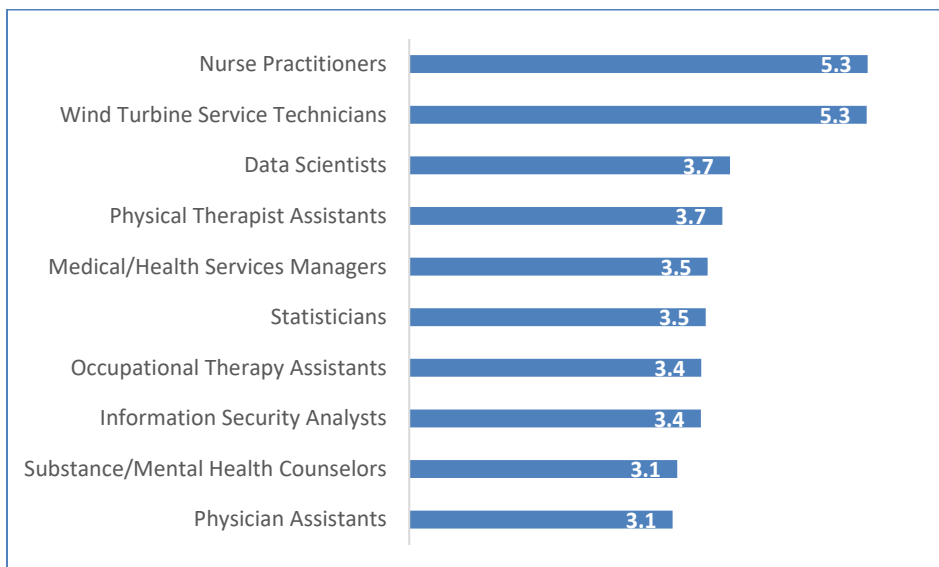
## Iowa's Occupations with the Largest Projected Job Decline, 2022-2032

Iowa's top occupations expected to have the largest employment decline for 2022-2032 will account for 10,025 (or 56%) of the projected 18,040 lost jobs. The Office-Administrative, Food Prep and Management occupational groups will make up the bulk of these jobs as shown below.

Occupation	# of Jobs
Farmers/Ag Mgrs	-1,980
Secretaries/Administrative Assistants	-1,700
Executive Secretaries/Administrative Assistants	-1,205
Cashiers	-930
Office Clerks, General	-885
Customer Service Representatives	-860
Cooks, Fast Food	-735
Tellers	-690
Bookkeeping, Accounting, and Auditing Clerks	-610
Waiters and Waitresses	-430

## Iowa's Fast Growing Occupations, 2022-2032

Iowa's top occupations expected to have the largest percentage of employment growth for 2020-2032 are primarily in the Healthcare, Installation-Maintenance-Repair, Computer-Mathematical, and Management major occupational groups with Nurse Practitioners and Wind Turbine Service Technicians leading the way. Growth along with employment levels and job openings are critical aspects of occupational analysis.



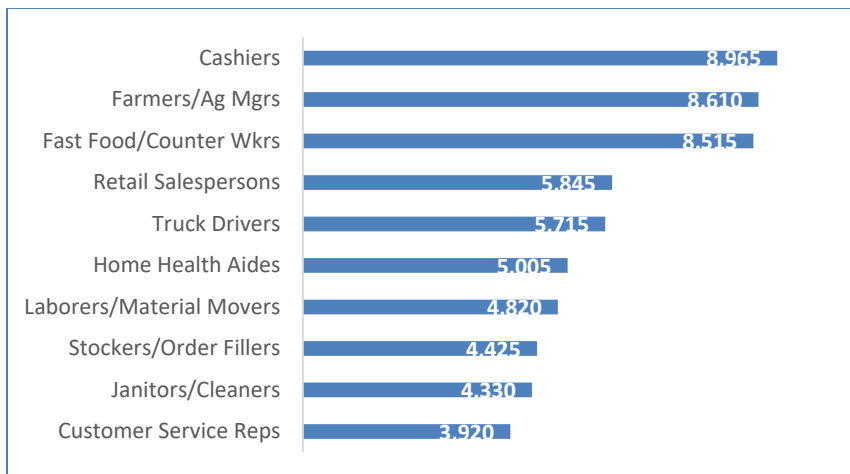
### Iowa's Fast Declining Occupations, 2022-2032

Iowa expects occupations in the Office-Administrative, Production, & and Sales major occupational groups to have the largest percentage of employment decline for 2022-2032 as shown below. Employment costs, competition, technological change and other economic factors may contribute to deteriorating industry employment. In addition, further occupational analysis must factor in occupational training time, costs, and future forecast.

Occupation	% Change
Word Processors/Typists	-3.5
Photographic/Processing Machine Operators	-2.4
Switchboard Operators	-2.4
Data Entry Keyers	-2.3
Pressers, Textile, Garment, and Related Materials	-2.0
Telemarketers	-1.9
Legal Secretaries/Administrative Assistants	-1.7
Executive Secretaries/Administrative Assistants	-1.7
Helpers--Brick-Block-Stonemasons/Tile-Marble Setters	-1.6
Door-to-Door Sales/News & Street Vendors/Related Wkrs	-1.5
Foundry Mold and Coremakers	-1.5

### Iowa's Occupations with the Most Annual Openings, 2022-2032

Iowa's top occupations expected to have the greatest annual openings for 2022-2032 will account for 60,150 (or 28%) of the projected 217,835 total openings. The major occupational groups of Sales, Food Prep, Management, Healthcare, and Transportation-Material Moving will account for the most openings as shown below.



Source: Labor Market and Workforce Information Division, Iowa Workforce Development