

State of Iowa

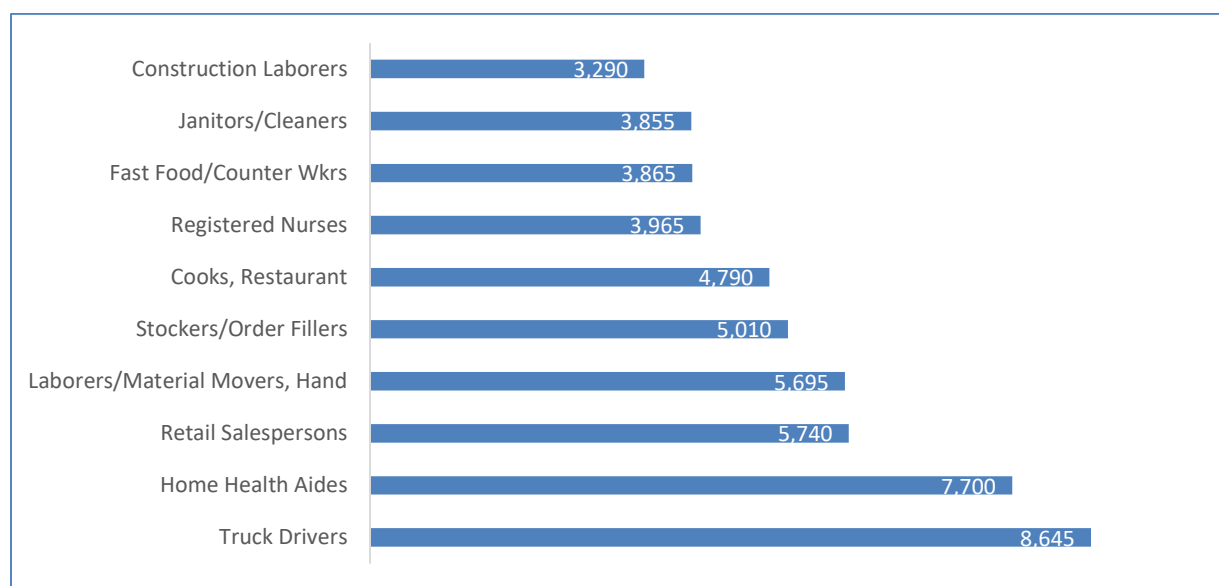
2020-2030 Occupational Projections Summary

Occupational employment in Iowa expects to increase by 13% from 2020 to 2030 (or 1.3% annually). Job growth will vary across major occupational groups depending on the industry. Service-providing occupations expect generally to outperform goods-producing occupations. Both employment change and growth rates reflect this.

Major occupational groups expected to grow at or faster than the state annual average (1.3%) include Business-Financial (1.3%), Computer-Mathematical (1.8%), Architecture-Engineering (1.5%), Life-Physical-Social Science (1.3%), Community-Social Service (1.8%), Legal (1.6%), Arts-Design-Entertainment-Sports-Media (1.7%), Healthcare Practitioner (1.5%), Healthcare Support (2.2%), Protective Services (1.7%), Food Prep (1.6%), Building-Grounds Maintenance (1.8%), Personal Care (2.2%), Construction (1.9%), Installation-Maintenance-Repair (1.4%), and Transportation-Material Moving (1.9%). Growing less than the state average include Management (.9%), Education (1.2%), Sales (.8%), Office-Administrative (.4%), Farming-Fishing-Forestry (.6%), and Production (.6%) major occupational groups. Several major 2020-2030 occupational trends follow in this report.

Iowa's Occupations with the Largest Projected Job Growth, 2020-2030

Iowa's top occupations expected to have the largest employment growth for 2020-2030 will account for 52,555 (or 24%) of the projected 223,245 new jobs. The major occupational groups of Transportation-Material Moving, Food Prep, Healthcare, and Sales will account for most of the new jobs as shown below.



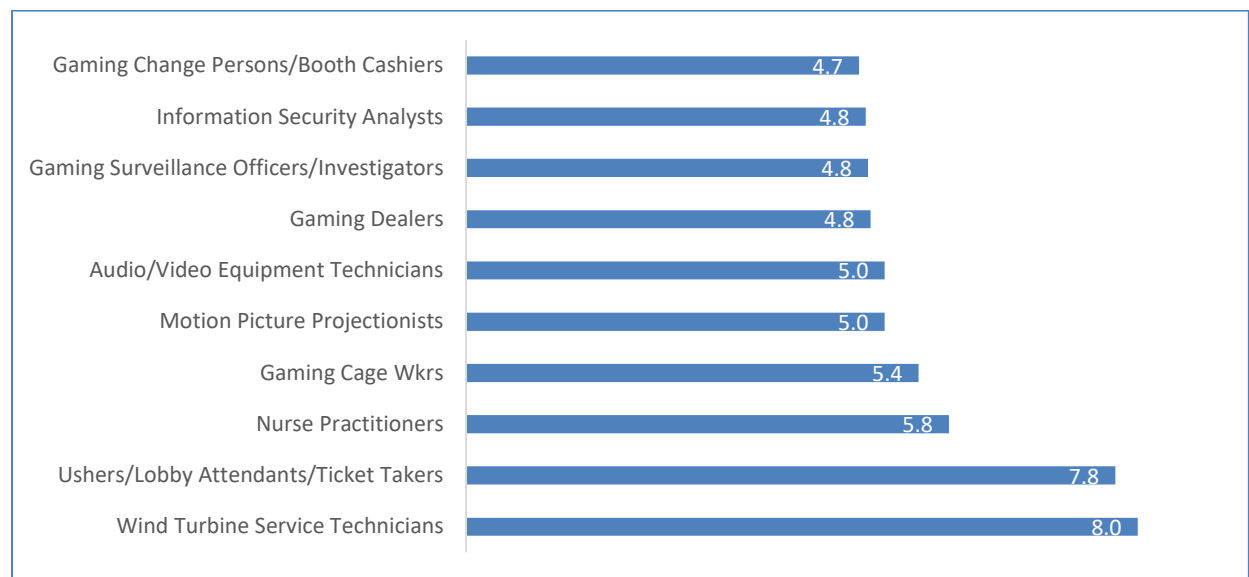
Iowa's Occupations with the Largest Projected Job Decline, 2020-2030

Iowa's top occupations expected to have the largest employment decline for 2020-2030 will account for 4,645 (or 72%) of the projected 6,425 lost jobs. The Office-Administrative and Production occupational groups will make up the bulk of these jobs as shown below.

Occupation	# of Jobs
Executive Secretaries/Administrative Assistants	-1,265
Miscellaneous Assemblers & Fabricators	-600
Tellers	-495
Secretaries/Administrative Assistants	-490
Cooks, Fast Food	-400
Door-to-Door Sales/News & Street Vendors/Related Wkrs	-395
Inspectors, Testers, Sorters, Samplers, & Weighers	-295
Medical Transcriptionists	-215
Legal Secretaries	-180
Order Clerks	-155
Word Processors & Typists	-155

Iowa's Fast Growing Occupations, 2020-2030

Iowa's top occupations expected to have the largest percentage of employment growth for 2020-2030 are primarily in the Installation-Maintenance-Repair, Personal Care, Healthcare, and Office-Administrative major occupational groups with Wind Turbine Service Technicians leading the way. Growth along with employment levels and job openings are critical aspects of occupational analysis.



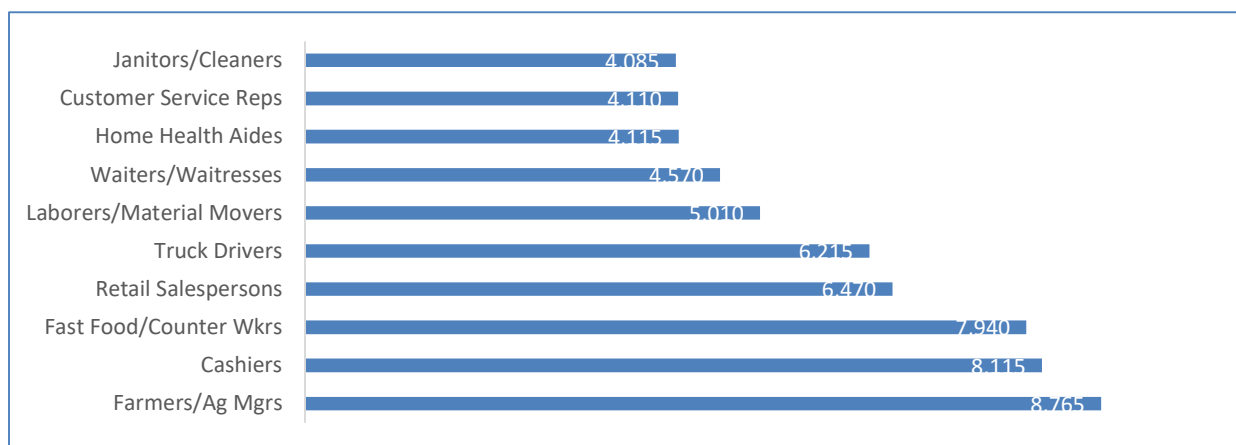
Iowa's Fast Declining Occupations, 2020-2030

Iowa expects occupations in the Office-Administrative, Sales, and Production major occupational groups to have the largest percentage of employment decline for 2020-2030 as shown below. Employment costs, competition, technological change and other economic factors may contribute to deteriorating industry employment. In addition, further occupational analysis must factor in occupational training time, costs, and future forecast.

Occupation	% Change
Word Processors & Typists	-3.3
Door-to-Door Sales/News & Street Vendors/Related Wkrs	-2.2
Switchboard Operators, Incl Answering Service	-2.0
Pressers, Textile, Garment, & Related Materials	-2.0
Executive Secretaries & Executive Administrative Assistants	-1.5
Photographic Process Wkrs & Processing Machine Operators	-1.4
Medical Transcriptionists	-1.4
Order Clerks	-1.2
Data Entry Keyers	-1.1
Milling & Planing Machine Setters/Operators/Tenders, Metal & Plastic	-1.0
Power Plant Operators	-1.0
Drill/Bore Machine Tool Setters/Operators/Tenders, Metal & Plastic	-1.0
Legal Secretaries	-1.0

Iowa's Occupations with the Most Annual Openings, 2020-2030

Iowa's top occupations expected to have the greatest annual openings for 2020-2030 will account for 59,395 (or 26%) of the projected 225,840 total openings. The major occupational groups of Sales, Food Prep, Management, Healthcare, and Transportation-Material Moving will account for the most openings as shown below.



Source: Labor Market and Workforce Information Division, Iowa Workforce Development