

PROFILE OF IOWA'S UNEMPLOYMENT BENEFIT RECIPIENTS

OCTOBER 2021



The characteristics data used in this report is based on claimants who filed a regular UI continued week claimed during the week including the 19th of the month.

GENDER



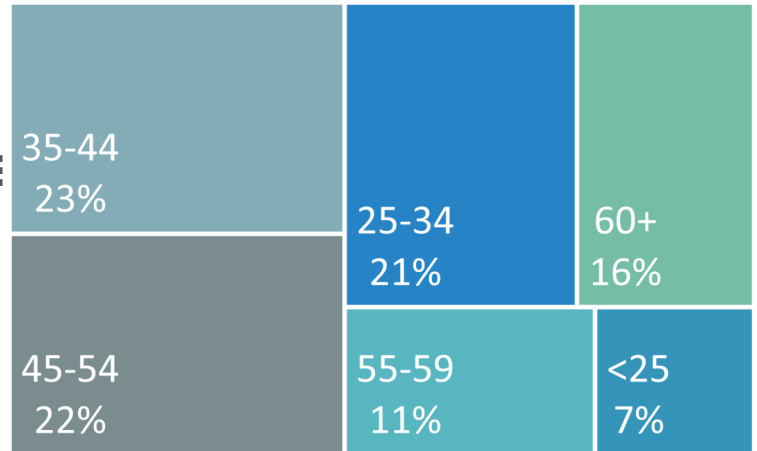
53% of claimants were **MALE**



45% of claimants were **FEMALE**

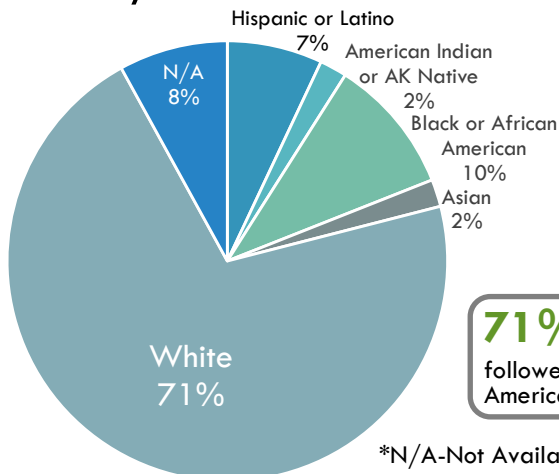
2% of gender responses, N/A

AGE



66% of all claimants were between the ages of **25 & 54.**

RACE/ETHNICITY

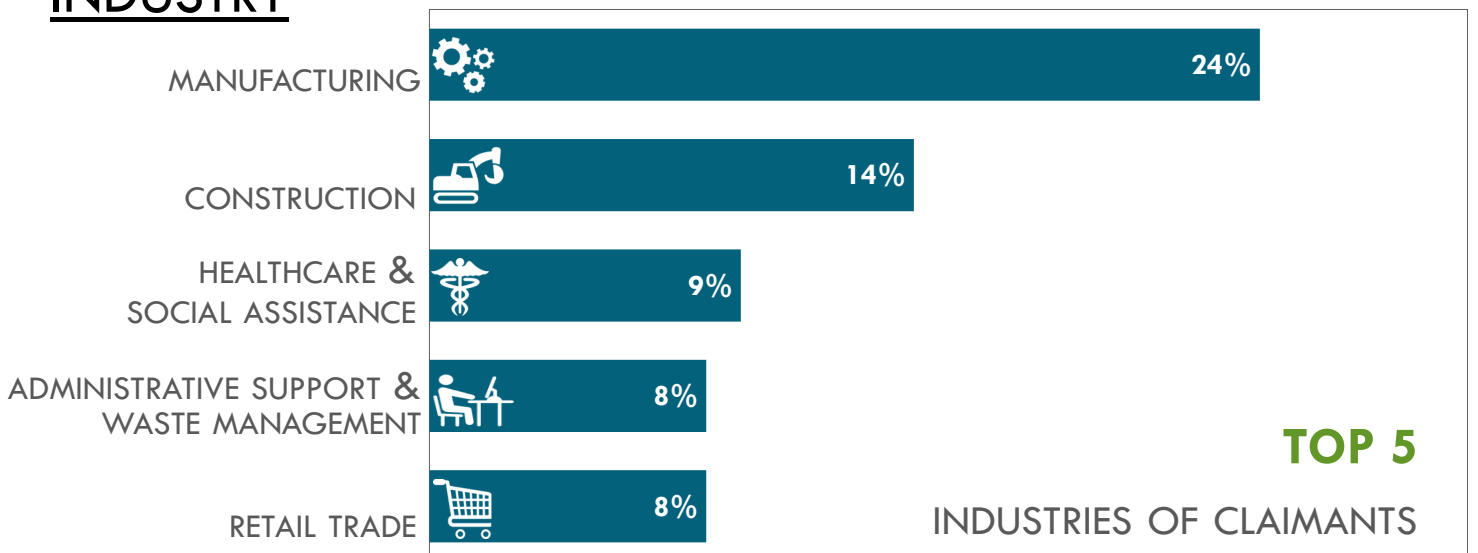


71% of all claimants were white followed by **10%** Black or African American.

*N/A-Not Available



INDUSTRY

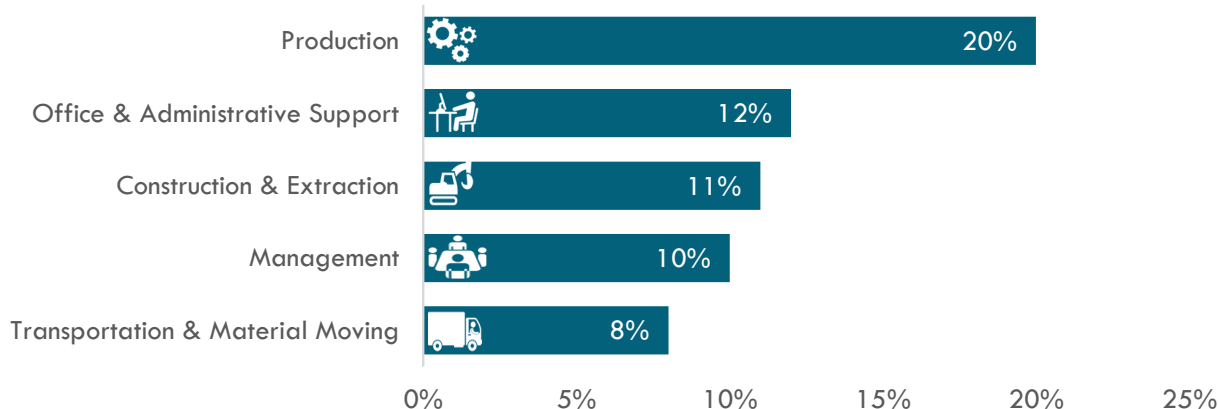


TOP 5

INDUSTRIES OF CLAIMANTS

OCCUPATION

OCCUPATIONAL CATEGORIES OF CLAIMANTS



CHANGE

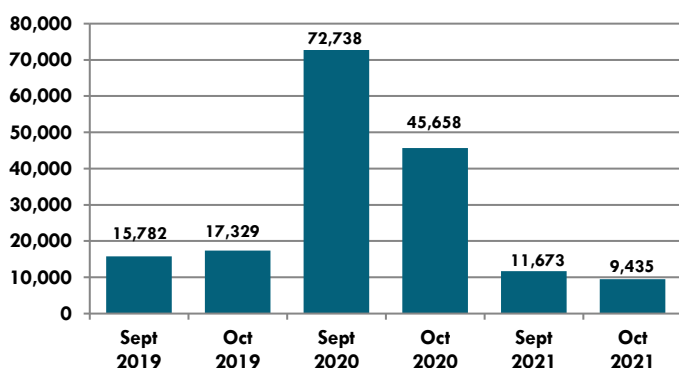
Age	Oct-21	Sep-21	Sep-20
<25	575	-33	-5.4%
25-34	1,803	-149	-7.6%
35-44	1,992	-322	-13.9%
45-54	1,863	-25	-1.3%
55-59	928	-113	-10.9%
60+	1,350	-171	-11.2%
INA	0	0	0.0%

Industry	Oct-21	Sep-21	Sep-20
Manufacturing	2,079	-8	-0.4%
Construction	1,230	124	11.2%
Healthcare & Social Assistance	793	-146	-15.5%
Retail Trade	695	-81	-10.4%
Admin. Support & Waste Mgmt.	689	-141	-17.0%

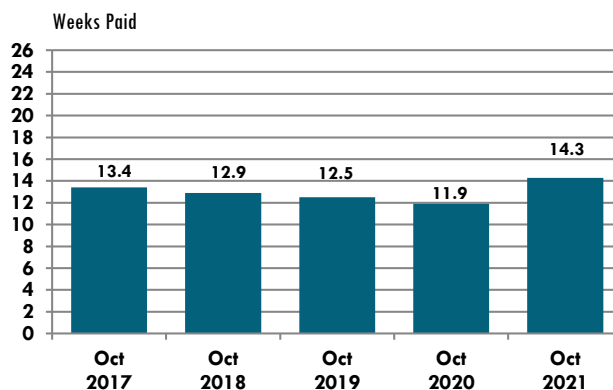
Gender	Oct-21	Sep-21	Sep-20
Male	4,545	-71	-1.5%
Female	3,826	-720	-15.8%
INA	140	-22	-13.6%

Occupation	Oct-21	Sep-21	Sep-20
Production	1,689	-12	-0.7%
Office & Administrative Support	1,024	-194	-15.9%
Management	951	31	3.4%
Construction & Extraction	829	-27	-3.2%
Transportation & Material Moving	702	-55	-7.3%

NUMBER OF UI RECIPIENTS



DURATION OF UI BENEFITS



- Recipients represent the number of persons receiving at least one UI benefit payment during the month.
- The number of UI recipients for October 2021 (9,435) decreased by 2,238 from the recipient number in September 2021 (11,673) and decreased by 36,223 when compared to October 2020, (45,658), the highest percentage of claims coming from the manufacturing industry.
- The maximum duration of UI benefits for most UI claimants is 26 weeks. Duration measures the 12 month average of regular UI benefits only.
- The duration of benefits was 14.3 weeks for October 2021, a decrease from the previous month, September 2021 (15.1 weeks) and an increase from October 2020 when the duration of benefits was 11.9 weeks.

Source: Iowa Unemployment Insurance Statistics. Note: The UI system was primarily designed to serve people who lost their last job. These characteristics do not necessarily reflect job leavers, new entrants, reentrants, and benefit exhaustees. Only regular UI claims are represented here. Typically about 35% to 45% of unemployed persons are receiving UI benefits in Iowa. This may be higher during recessions.