

PROFILE OF IOWA'S UNEMPLOYED PERSONS

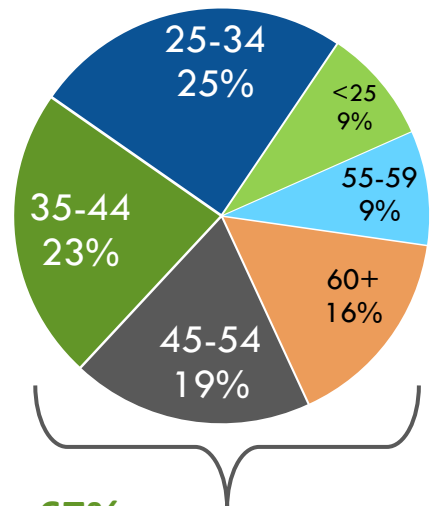
(UNEMPLOYMENT BENEFIT RECIPIENTS)

*Data for this report represent claimants who filed a Regular UI claim the week including the 12th of the month.

GENDER

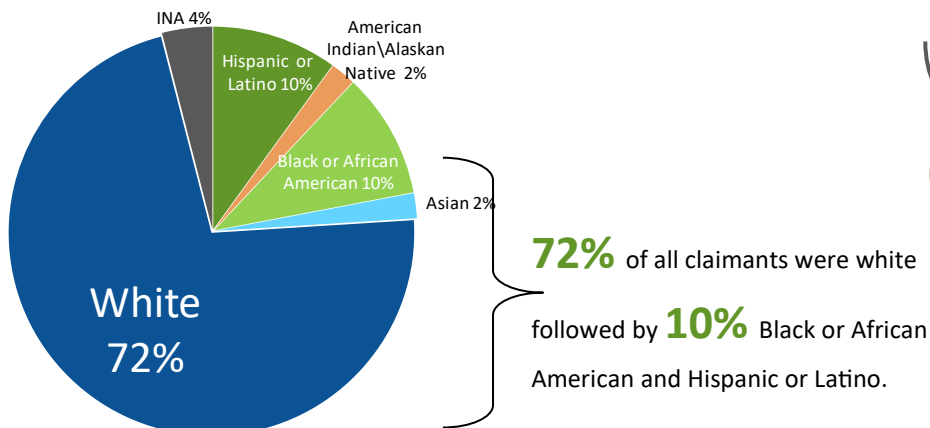


AGE



67% of all claimants were between the ages of **25 & 54**.

RACE/ETHNICITY



INDUSTRY

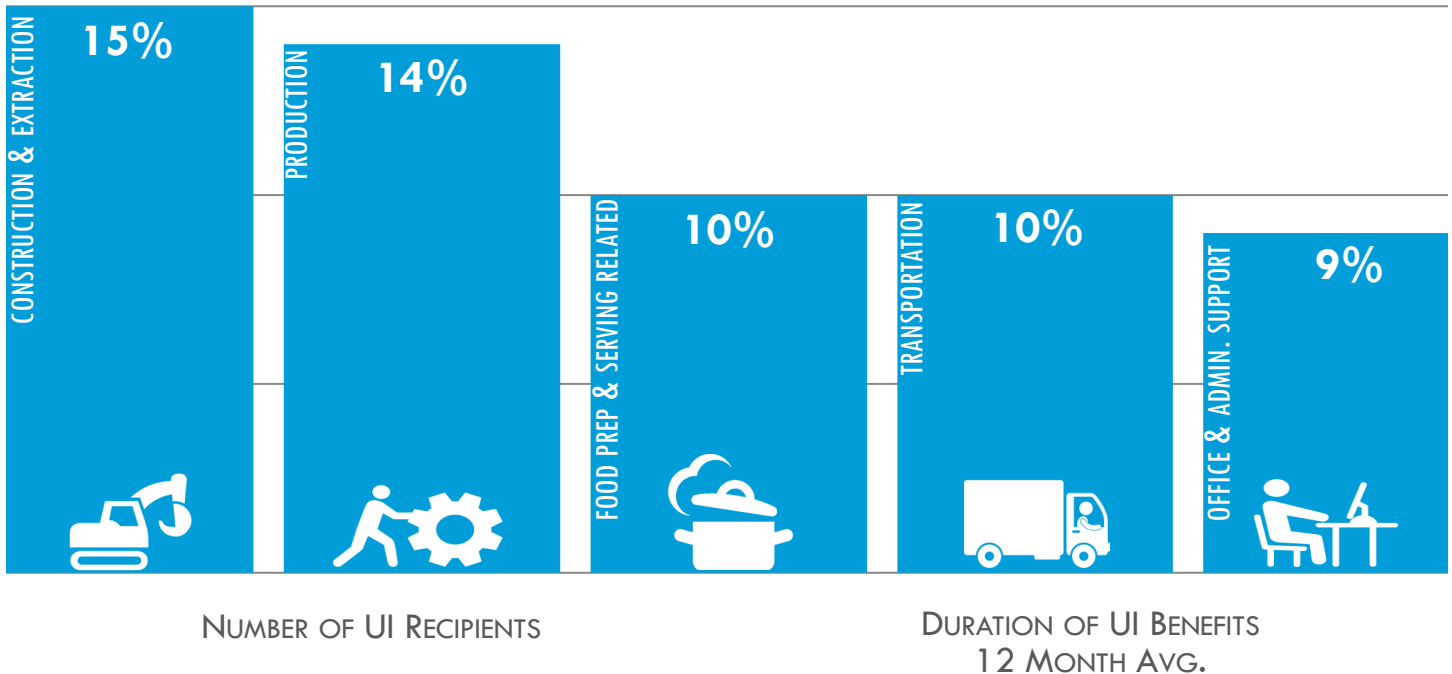
Industry	Percentage
CONSTRUCTION	18%
MANUFACTURING	18%
ACCOMMODATION & FOOD SERVICE	12%
ADMIN. SUPPORT & WASTE MGMT.	9%
HEALTHCARE & SOCIAL ASSIST.	9%

TOP 5 INDUSTRIES OF CLAIMANTS



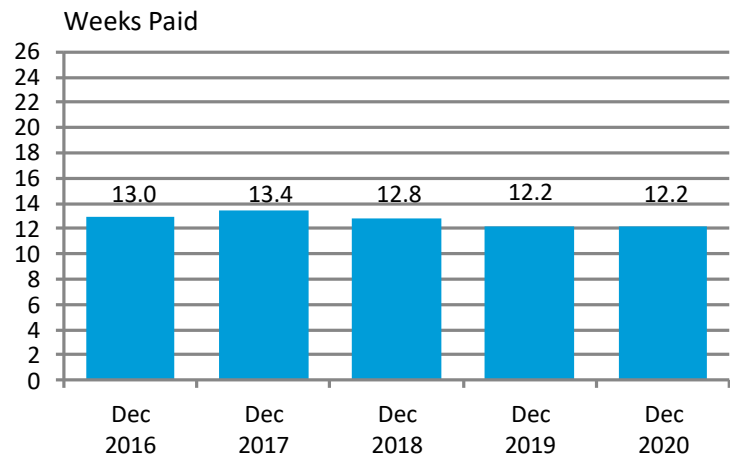
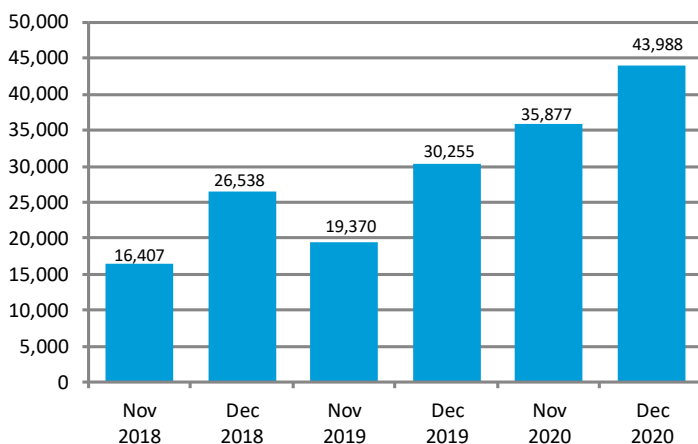
OCCUPATION

OCCUPATIONAL CATEGORIES OF CLAIMANTS



NUMBER OF UI RECIPIENTS

DURATION OF UI BENEFITS
12 MONTH AVG.



- Recipients represent the number of persons receiving at least one UI benefit payment during the month.
- The number of UI recipients for December 2020 (43,988) increased by 8,111 from the recipient number in November 2020 (35,877) and an increase of 13,733 when compared to December 2019 (30,255). Seasonal layoffs in Construction and Manufacturing industries making up the majority of the increase in claims for December 2020.
- The maximum duration of UI benefits for most UI claimants is 26 weeks. Duration measures only include regular UI. They do not include special pandemic unemployment benefit programs.
- The duration of benefits for December 2020 is 12.2 weeks, a slight increase from November 2020, (12.1 weeks). The duration of benefits for December 2019 was also 12.2 weeks maintaining the 0.6 week decrease from December 2018.

Source: Iowa Unemployment Insurance Statistics. Note: The UI system was primarily designed to serve people who lost their last job. These characteristics do not necessarily reflect job leavers, new entrants, reentrants, and benefit exhaustees. Only regular UI claims are represented here.