

PROFILE OF IOWA'S UNEMPLOYED PERSONS

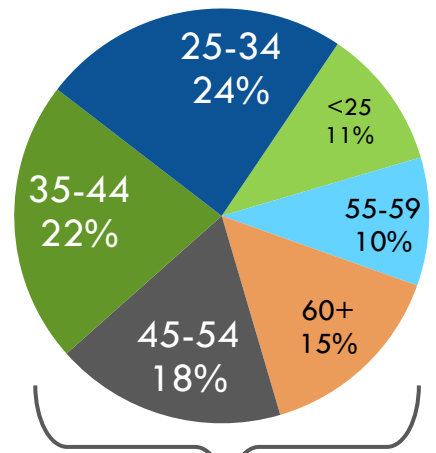
(UNEMPLOYMENT BENEFIT RECIPIENTS)

*Data for this report represent claimants who filed a Regular UI claim the week including the 12th of the month.

GENDER

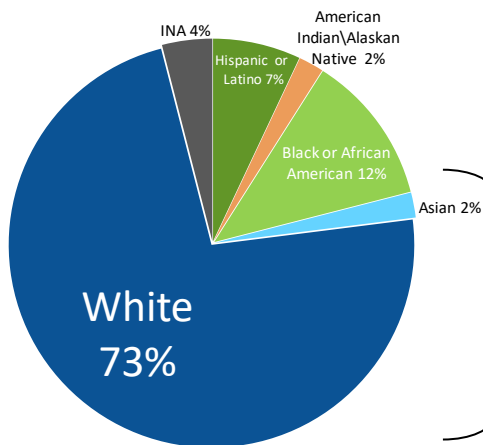


AGE



64% of all claimants were between the ages of **25 & 54**.

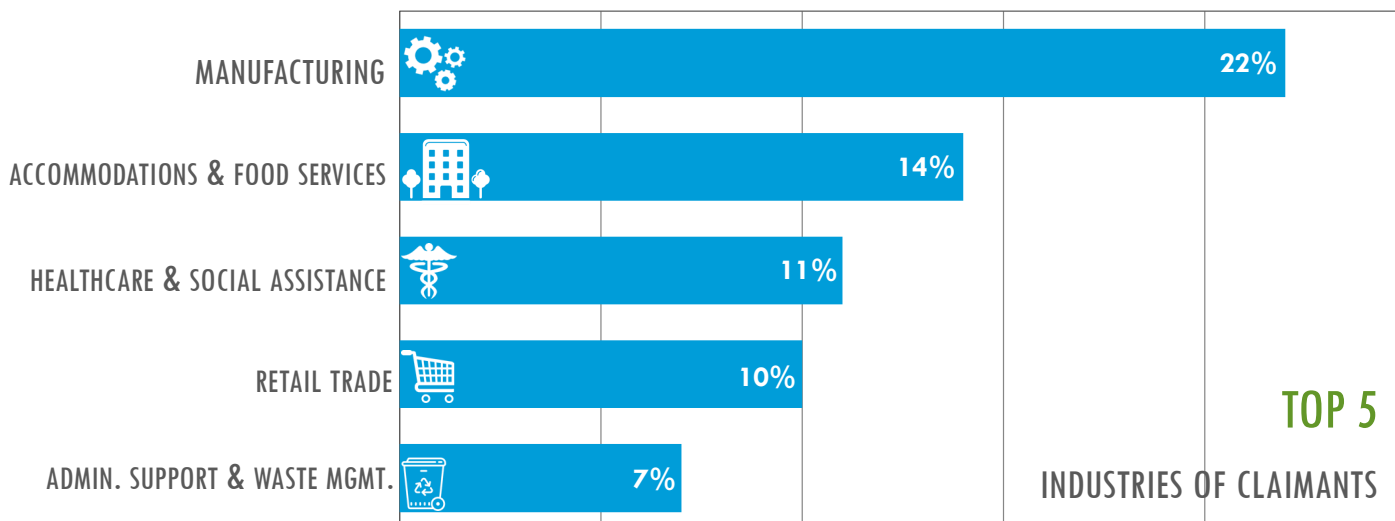
RACE/ETHNICITY



73% of all claimants were white followed by **12%** Black or African American.



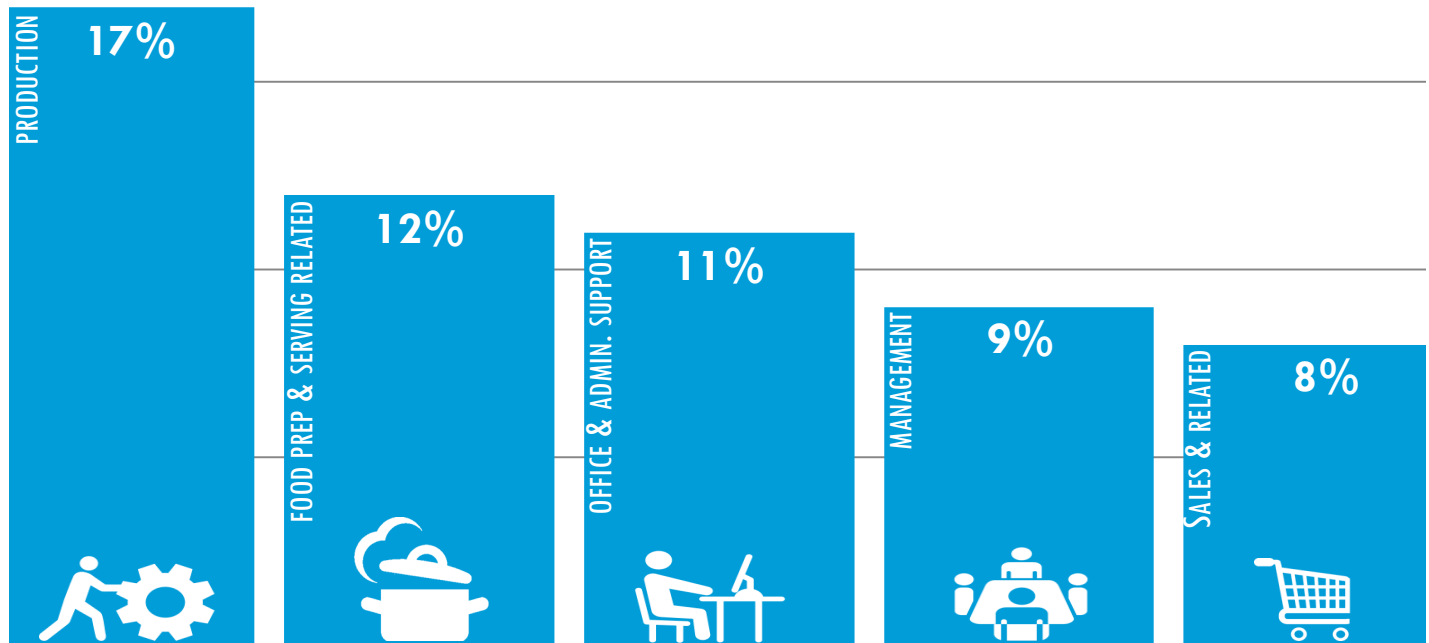
INDUSTRY





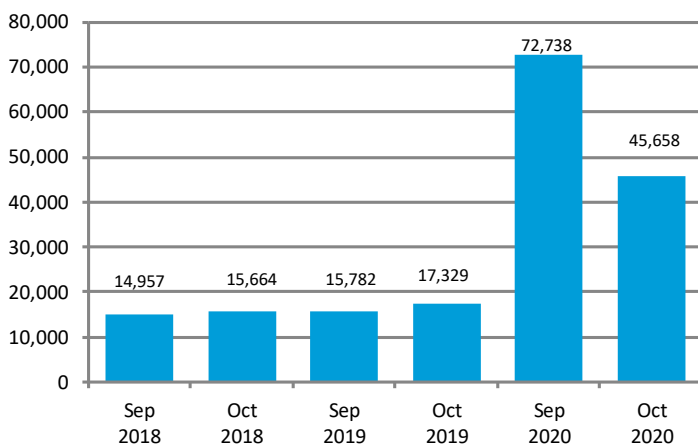
OCCUPATION

OCCUPATIONAL CATEGORIES OF CLAIMANTS

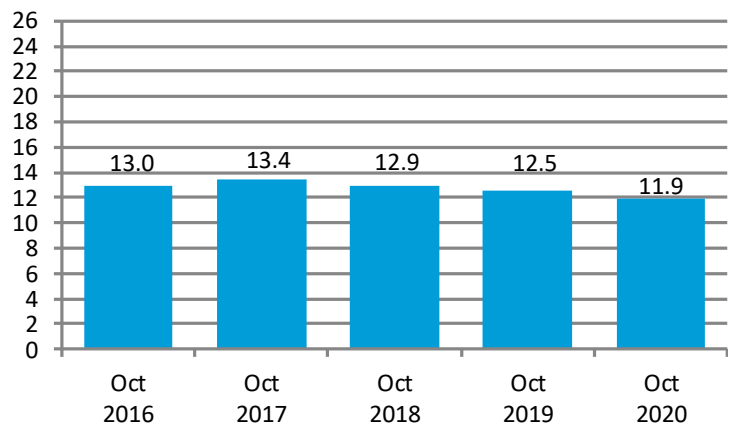


NUMBER OF UI RECIPIENTS

DURATION OF UI BENEFITS
12 MONTH AVG.



Weeks Paid



- Recipients represent the number of persons receiving at least one UI benefit payment during the month.
- The number of UI recipients for October 2020 (45,658) decreased by 27,080 from the recipient number in September 2020 (72,738). The number of UI recipients in October of 2019 was 17,329. Manufacturing, Health Care & Social Assistance, Construction and Retail Trade being the hardest hit industries.
- The maximum duration of UI benefits for most UI claimants is 26 weeks, unless extended benefits are triggered due to high unemployment. Extended benefits were triggered in July 2020.
- The duration of benefits for October 2020 was 11.9 weeks, a slight increase from September 2020 when the duration of benefits was at 11.7 weeks, and a decline from September of 2019 when the duration of benefits was at 12.5 weeks.

Source: Iowa Unemployment Insurance Statistics. Note: The UI system was primarily designed to serve people who lost their last job. These characteristics do not necessarily reflect job leavers, new entrants, reentrants, and benefit exhaustees. Only regular UI claims are represented here.