

PROFILE OF IOWA'S UNEMPLOYED PERSONS

(UNEMPLOYMENT BENEFIT RECIPIENTS)

*Data for this report represent claimants who filed a UI claim the week including the 12th of the month.

GENDER

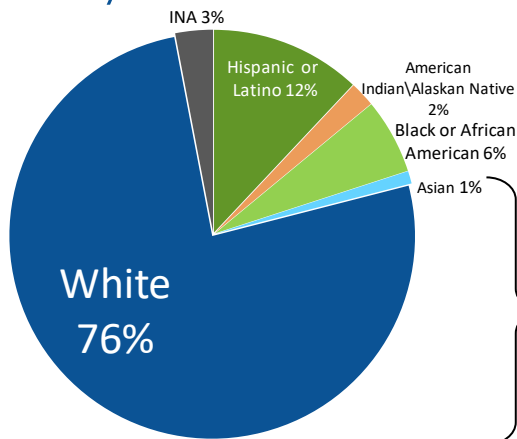


74% of claimants were **MALE**

23% of claimants were **FEMALE**

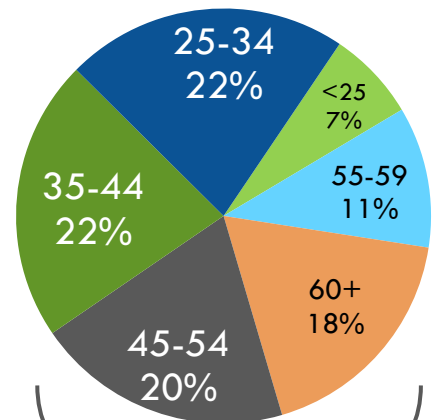
3% of gender responses, N/A

RACE/ETHNICITY



76% of all claimants were white followed by 12% Hispanic or Latino.

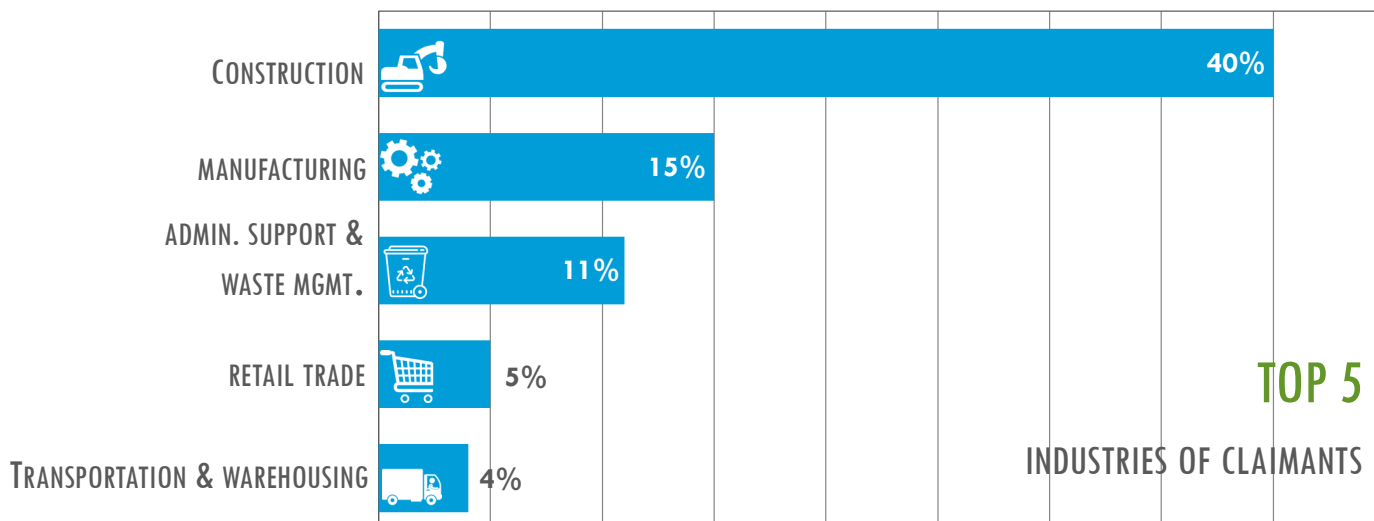
AGE



64% of all claimants were between the ages of 25 & 54.



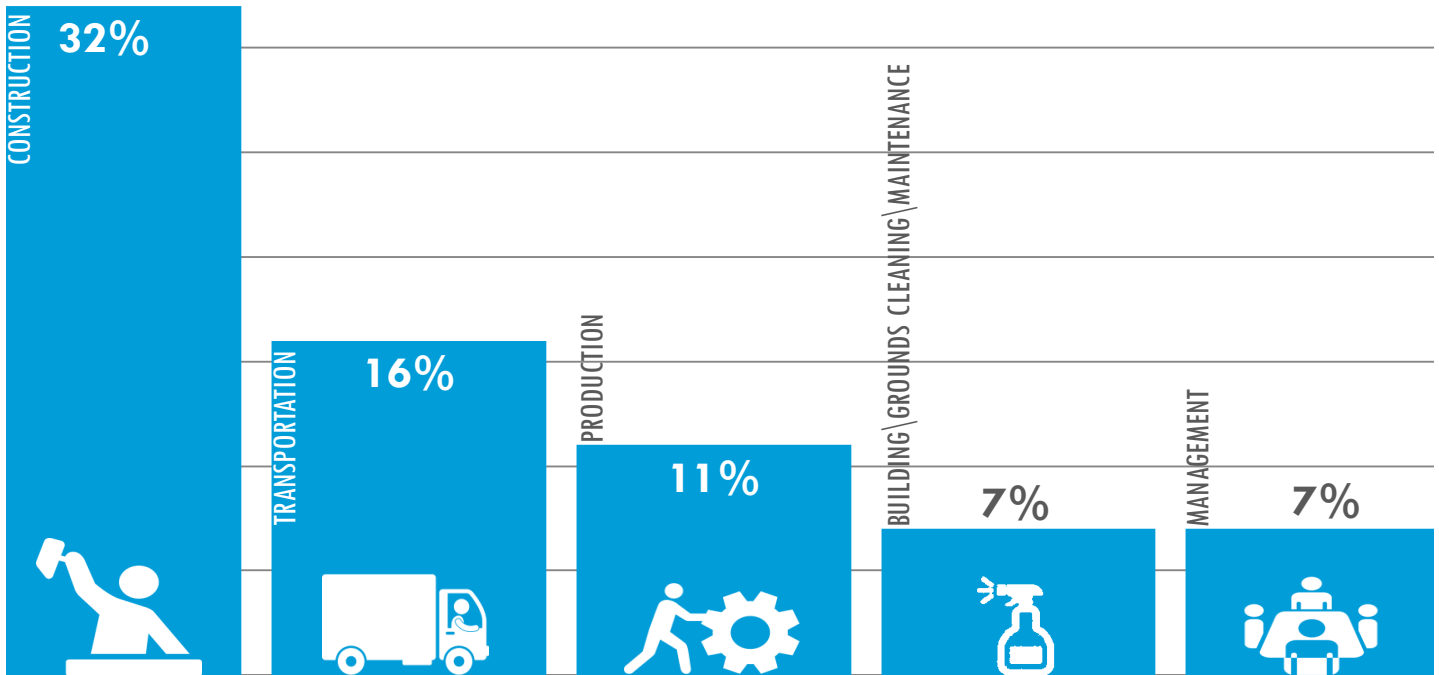
INDUSTRY





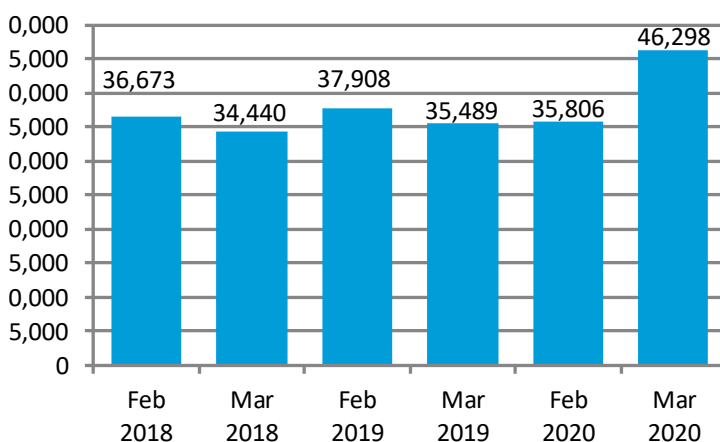
OCCUPATION

OCCUPATIONAL CATEGORIES OF CLAIMANTS

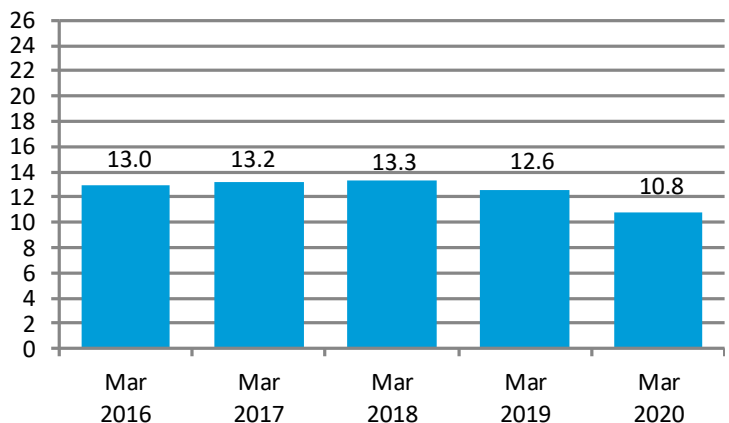


NUMBER OF UI RECIPIENTS

DURATION OF UI BENEFITS
12 MONTH AVG.



Weeks Paid



- Recipients represent the number of persons receiving at least one UI benefit payment during the month.
- The number of UI recipients for March 2020, (46,298), increased by 10,492 primarily due to COVID-19 shutdowns. The April report will provide better representation of the effect of the crisis. The number of UI recipients in February was 35,806 and 35,489 in March of 2019.

- The maximum duration of UI benefits for most UI claimants is 26 weeks.
- The duration of benefits for March 2020 is 10.8 weeks, down from 12.6 weeks one year ago in March 2019. The duration of benefits was 12.3 weeks in February 2020.

Source: Iowa Unemployment Insurance Statistics. Note: The UI system was primarily designed to serve people who lost their last job. These characteristics do not necessarily reflect job leavers, new entrants, reentrants, and benefit exhaustees. According to the UI Data Summary publication, about 38% of unemployed persons in Iowa received UI benefits.