

# PROFILE OF IOWA'S UNEMPLOYMENT BENEFIT RECIPIENTS

## SEPTEMBER 2021



The characteristics data used in this report is based on claimants who filed a regular UI continued week claimed during the week including the 19th of the month.



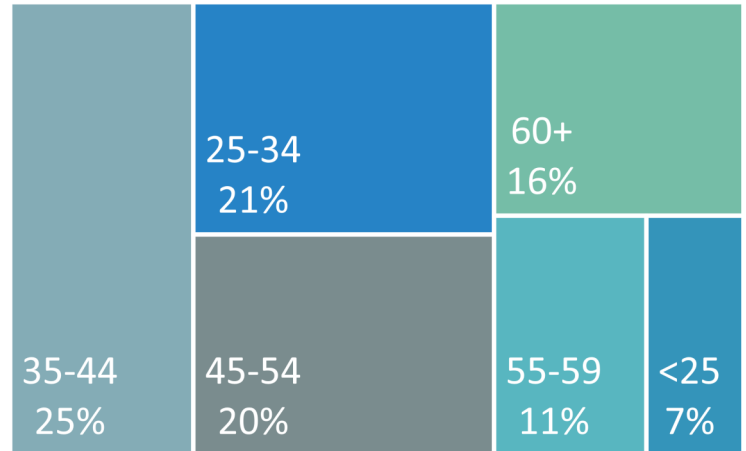
### GENDER

**50%** of claimants were **MALE**

**49%** of claimants were **FEMALE**

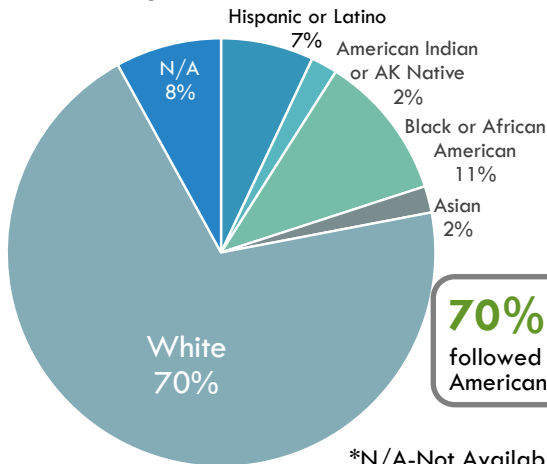
1% of gender responses, N/A

### AGE



**66%** of all claimants were between the ages of **25 & 54.**

### RACE/ETHNICITY

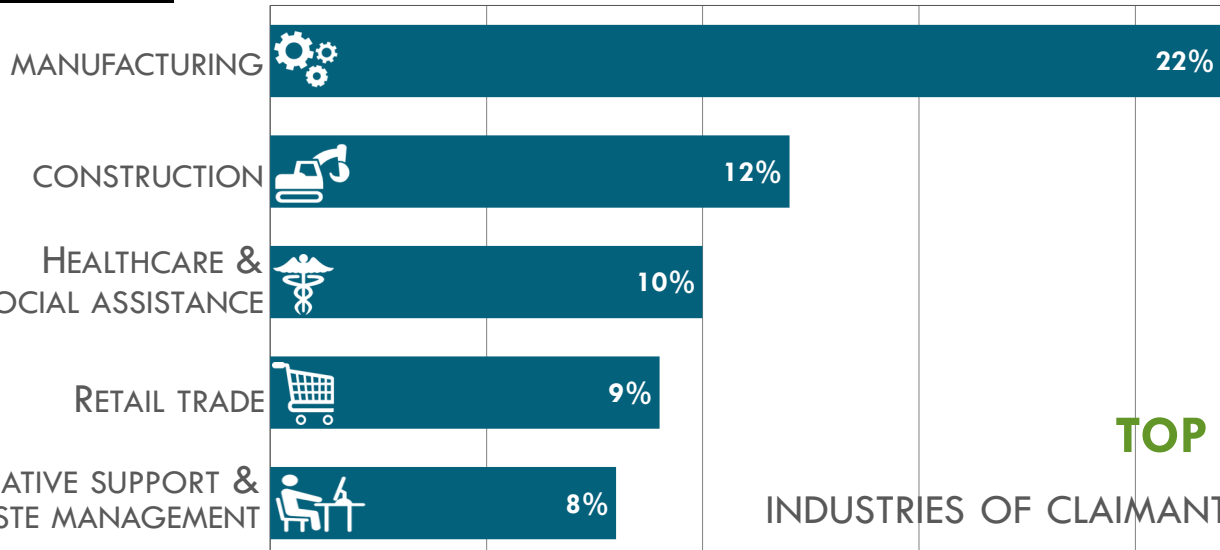


**70%** of all claimants were white followed by **11%** Black or African American.

\*N/A-Not Available



### INDUSTRY

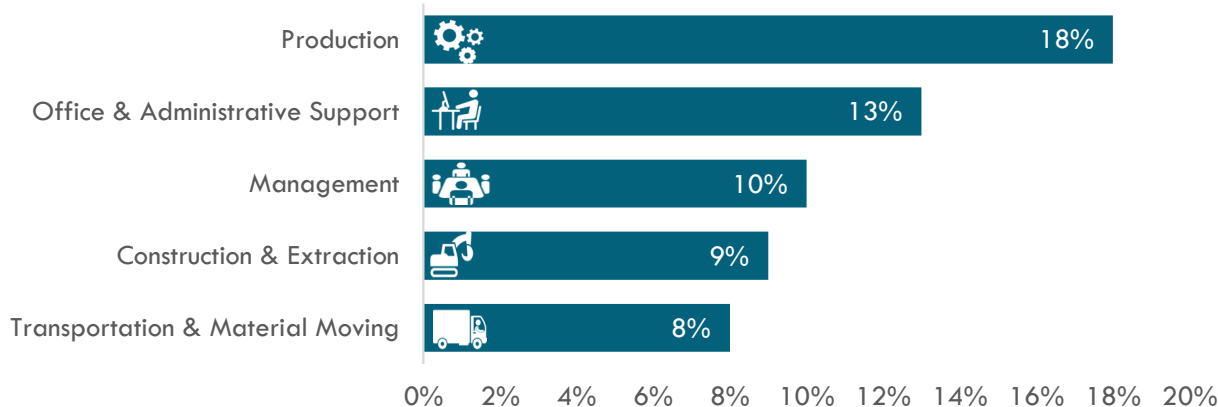


**TOP 5**

INDUSTRIES OF CLAIMANTS

OCCUPATIONAL CATEGORIES OF CLAIMANTS

OCCUPATION



CHANGE

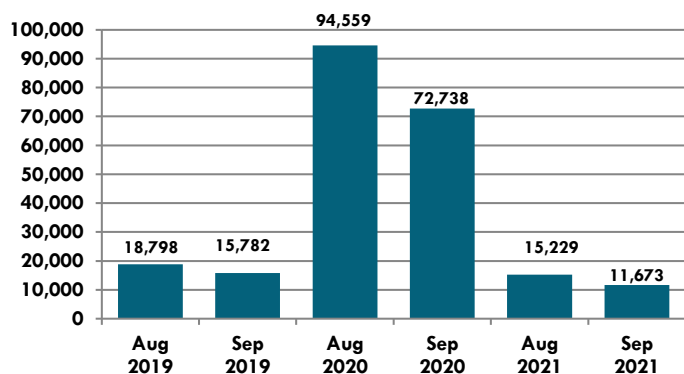
Age	Sep-21	Aug-21	Sep-20
<25	608	-264	-30%
25-34	1,952	-782	-29%
35-44	2,314	-909	-28%
45-54	1,888	-930	-33%
55-59	1,041	-493	-32%
60+	1,521	-1,036	-41%
INA	0	0	0%

Industry	Sep-21	Aug-21	Sep-20
Manufacturing	2,087	-361	-15%
Construction	1,106	-121	-10%
Healthcare & Social Assistance	939	-619	-40%
Retail Trade	830	-379	-31%
Admin. Support & Waste Mgmt.	776	-286	-27%

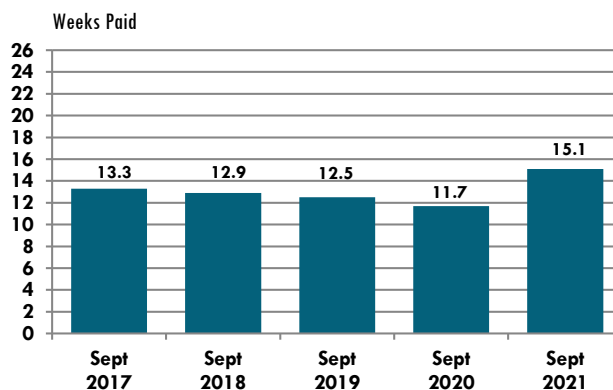
Gender	Sep-21	Aug-21	Sep-20
Male	4,616	-1,610	-26%
Female	4,546	-2,716	-37%
INA	162	-88	-35%

Occupation	Sep-21	Aug-21	Sep-20
Production	1,701	-280	-14%
Office & Administrative Support	1,218	-512	-30%
Management	920	-383	-29%
Construction & Extraction	856	-106	-11%
Transportation & Material Moving	757	-762	-50%

NUMBER OF UI RECIPIENTS



DURATION OF UI BENEFITS



- Recipients represent the number of persons receiving at least one UI benefit payment during the month.
- The number of UI recipients for September 2021 (11,673) decreased by 3,556 from the recipient number in August 2021 (15,229) and decreased significantly by 61,065 when compared to September 2020, (72,738), the highest percentage of claims coming from the manufacturing industry.

- The maximum duration of UI benefits for most UI claimants is 26 weeks. Duration measures the 12 month average of regular UI benefits only.
- The duration of benefits was 15.1 weeks for September 2021, a decrease from the previous month, August 2021 (16.6 weeks) and an increase from September 2020 when the duration of benefits was 11.7 weeks.

Source: Iowa Unemployment Insurance Statistics. Note: The UI system was primarily designed to serve people who lost their last job. These characteristics do not necessarily reflect job leavers, new entrants, reentrants, and benefit exhaustees. Only regular UI claims are represented here. Typically about 35% to 45% of unemployed persons are receiving UI benefits in Iowa. This may be higher during recessions.