

PROFILE OF IOWA'S UNEMPLOYMENT BENEFIT RECIPIENTS

MAY 2021



The characteristics data used in this report is based on claimants who filed a regular UI continued week claimed during the week including the 19th of the month.

GENDER



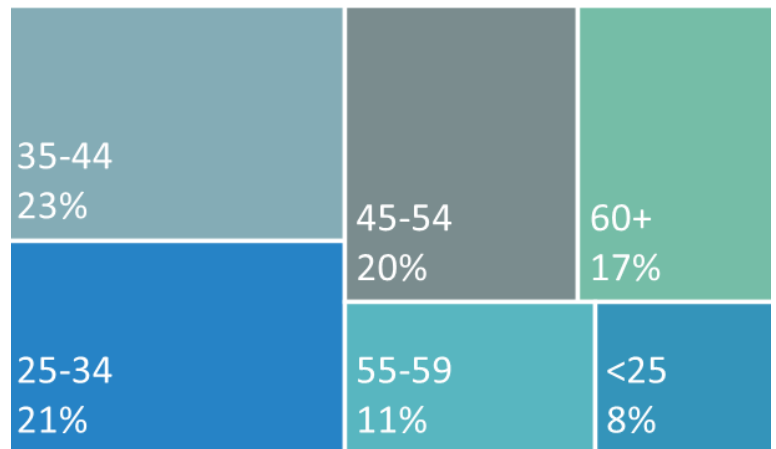
51% of claimants were **MALE**



46% of claimants were **FEMALE**

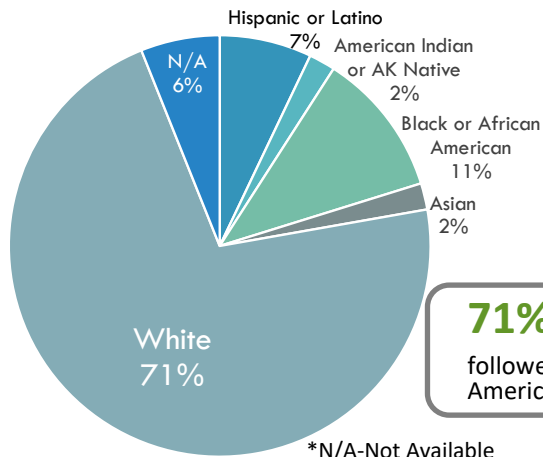
3% of gender responses, N/A

AGE



64% of all claimants were between the ages of **25 & 54.**

RACE/ETHNICITY

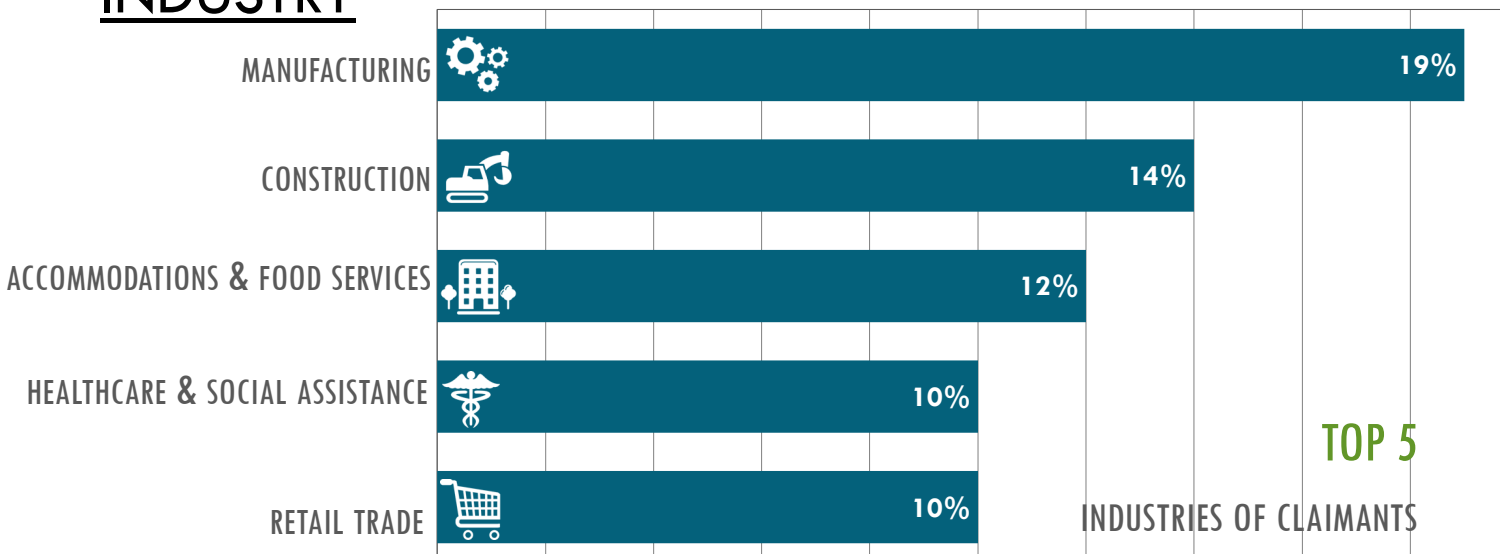


71% of all claimants were white followed by **11%** Black or African American.

*N/A-Not Available



INDUSTRY

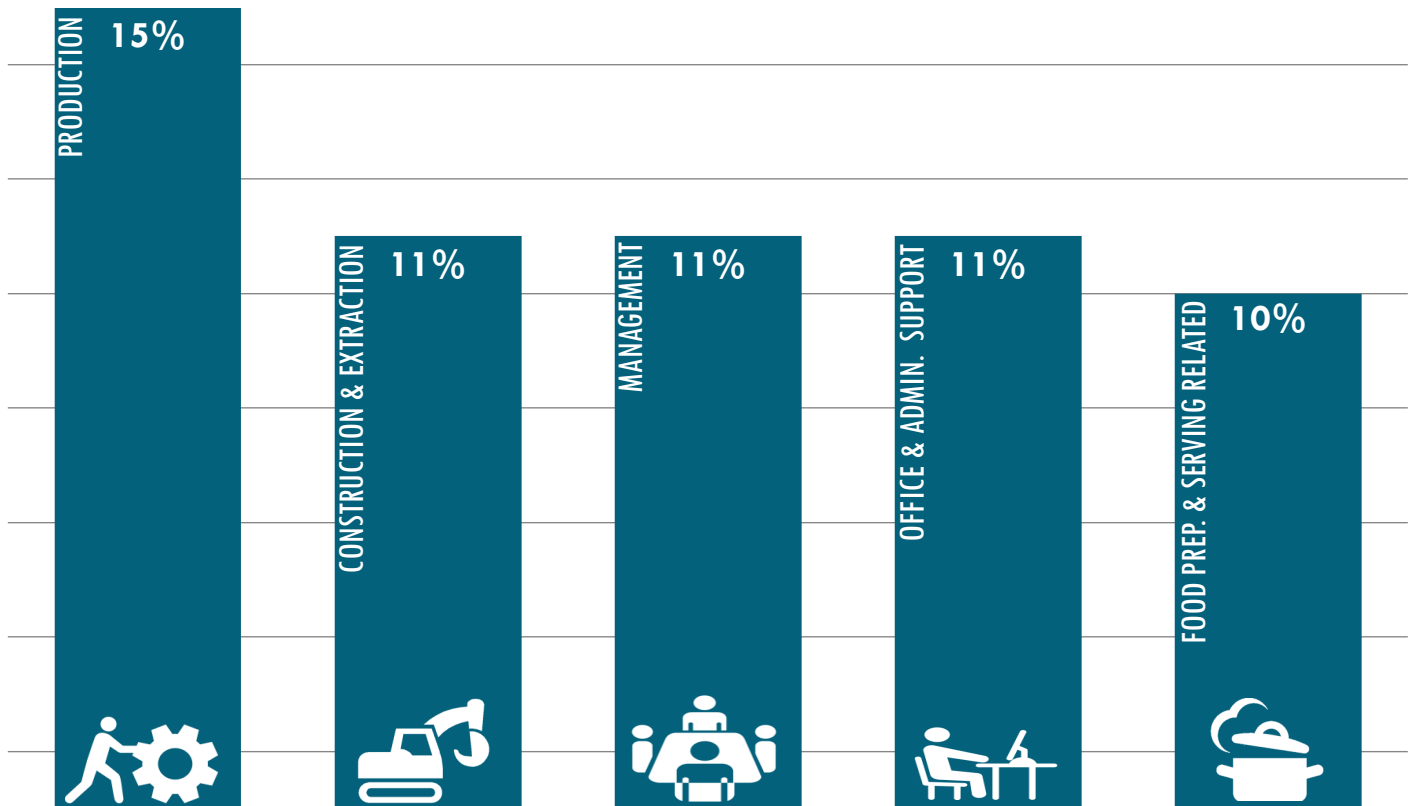


TOP 5

INDUSTRIES OF CLAIMANTS

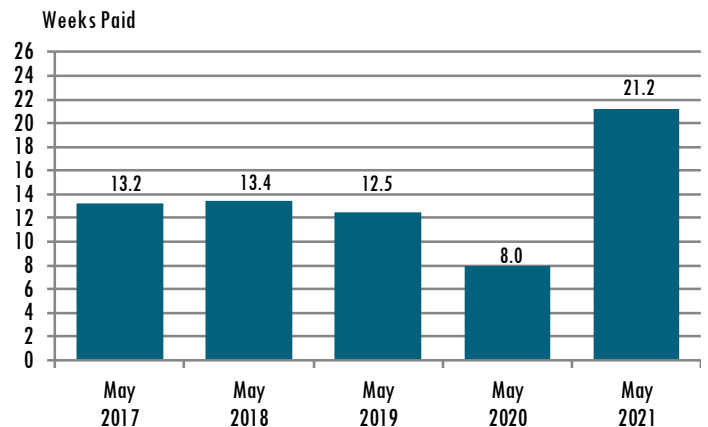
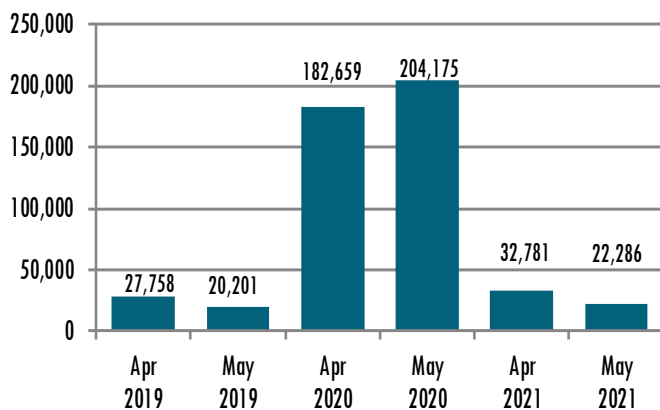
OCCUPATIONAL CATEGORIES OF CLAIMANTS

OCCUPATION



NUMBER OF UI RECIPIENTS

DURATION OF UI BENEFITS



- Recipients represent the number of persons receiving at least one UI benefit payment during the month.
- The number of UI recipients for May 2021 (22,286) decreased by 10,495 from the recipient number in April 2021 (32,781) and decreased significantly by 181,889 when compared to May 2020, (204,175), at the height of the pandemic. The majority of claims in May 2021 were in the Construction and Manufacturing industries.
- The maximum duration of UI benefits for most UI claimants is 26 weeks. Duration measures the 12 month average of regular UI benefits only.
- The higher number of pandemic related claims in 2020 has caused the single month duration figures to be volatile, (May 2021, 21.2 weeks from 18.9 weeks in April 2021). The duration of UI benefits in May 2020 was 8.0 weeks.

Source: Iowa Unemployment Insurance Statistics. Note: The UI system was primarily designed to serve people who lost their last job. These characteristics do not necessarily reflect job leavers, new entrants, reentrants, and benefit exhaustees. Only regular UI claims are represented here. Typically about 35% to 45% of unemployed persons are receiving UI benefits in Iowa. This may be higher during recessions.