

PROFILE OF IOWA'S UNEMPLOYMENT BENEFIT RECIPIENTS

MARCH 2021

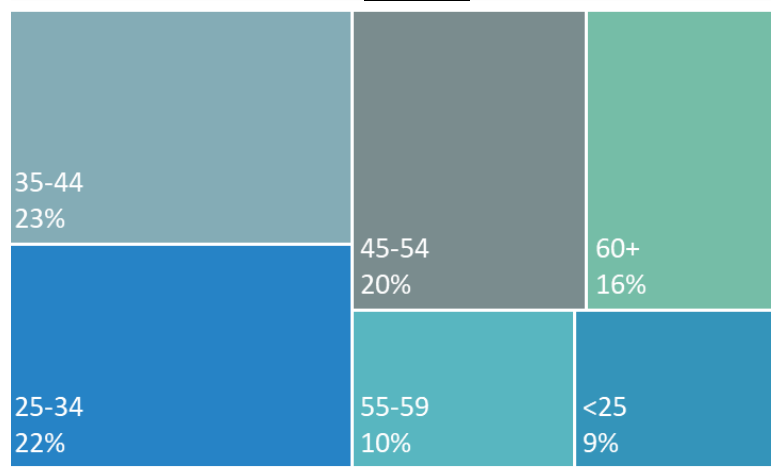


The characteristics data used in this report is based on claimants who filed a regular UI continued week claimed during the week including the 19th of the month.

GENDER

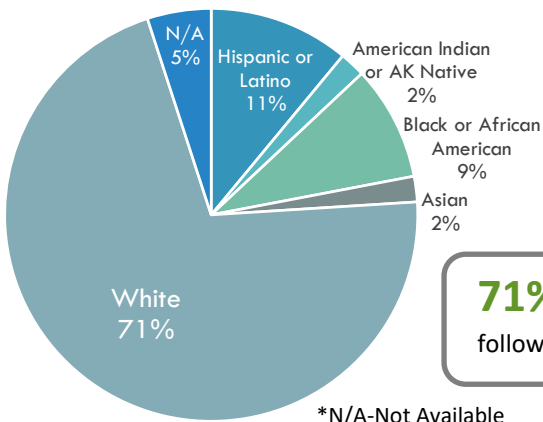


AGE



65% of all claimants were between the ages of **25 & 54.**

RACE/ETHNICITY

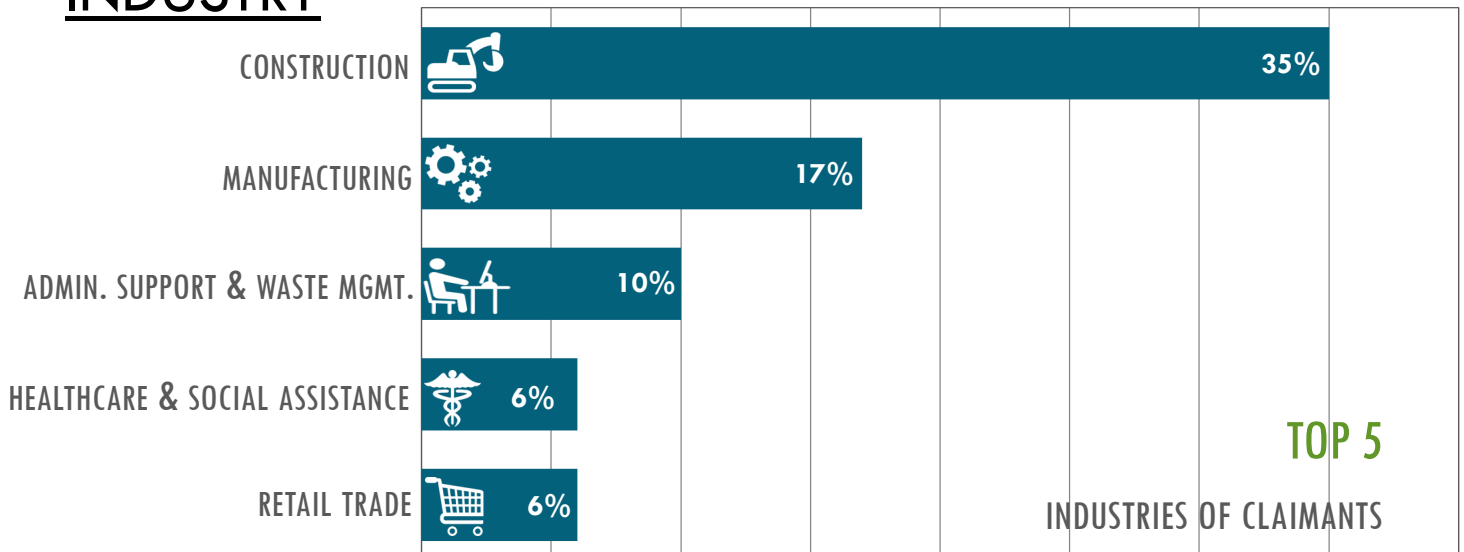


71% of all claimants were white followed by **11%** Hispanic or Latino.

*N/A-Not Available



INDUSTRY

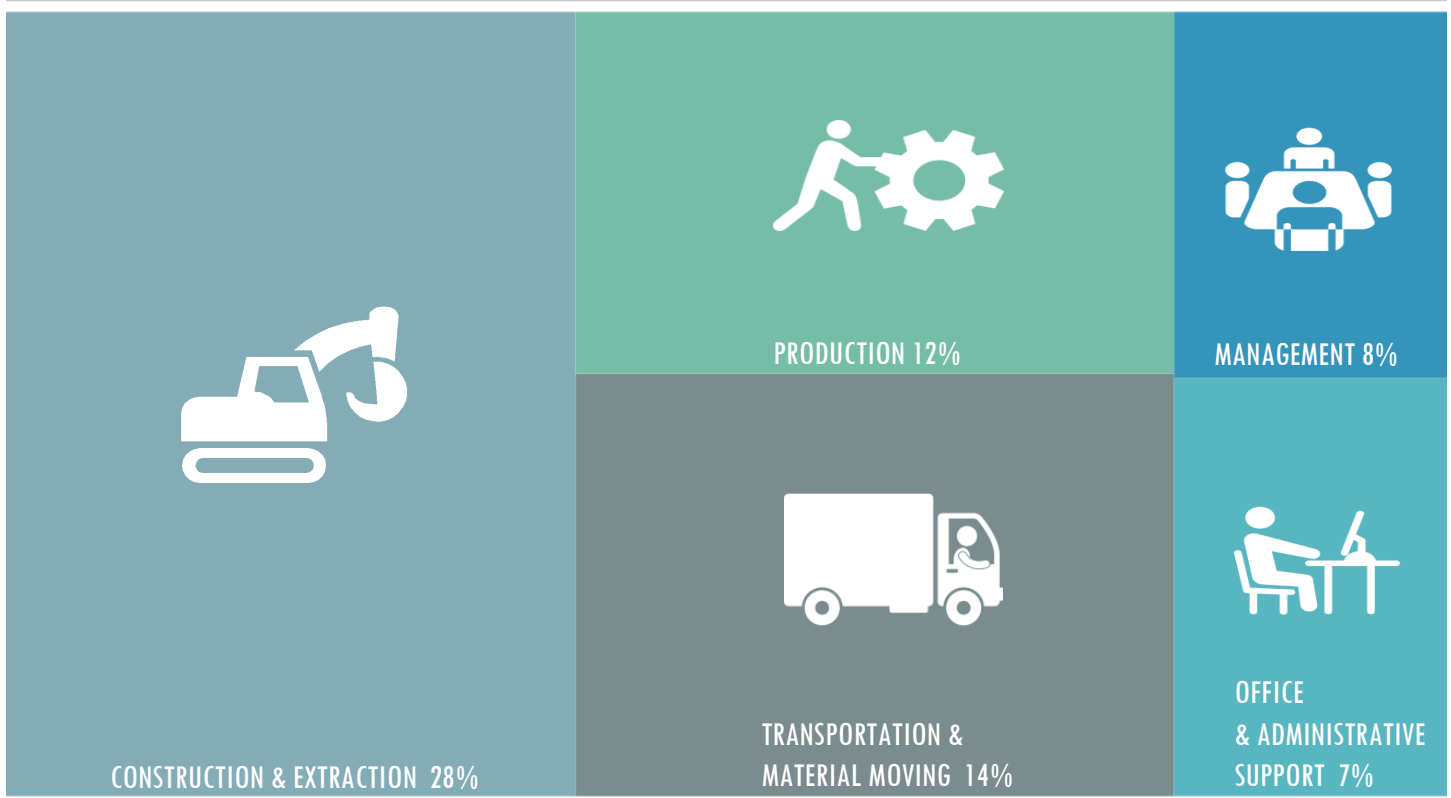


TOP 5

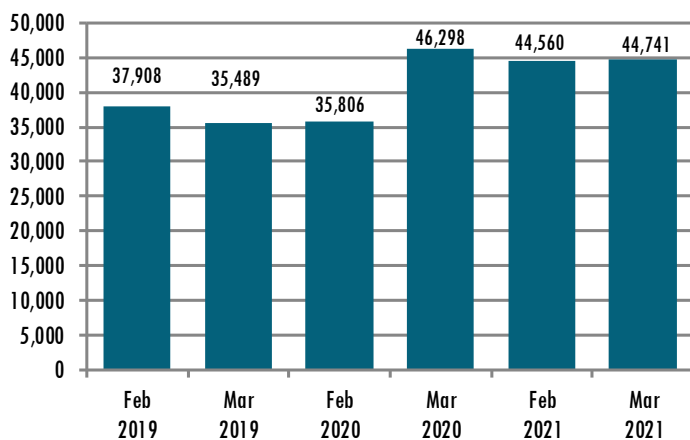
INDUSTRIES OF CLAIMANTS

OCCUPATIONAL CATEGORIES OF CLAIMANTS

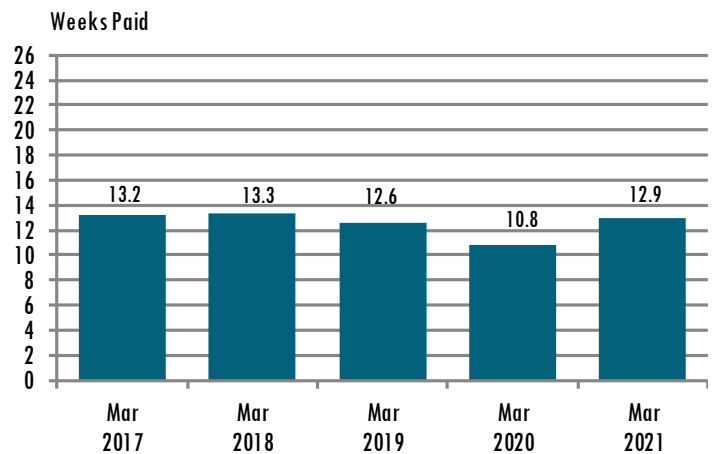
OCCUPATION



NUMBER OF UI RECIPIENTS



DURATION OF UI BENEFITS 12 MONTH AVG.



- Recipients represent the number of persons receiving at least one UI benefit payment during the month.
- The number of UI recipients for March 2021 (44,741) increased slightly by 181 from the recipient number in February 2021 (44,560) and decreased by 1,557 when compared to March 2020, (46,298). Seasonal layoffs in Construction and Manufacturing industries accounted for the greater percentage claims.
- The maximum duration of UI benefits for most UI claimants is 26 weeks. Duration measures only include regular UI. They do not include special pandemic unemployment benefit programs.
- The duration of benefits for February 2021 is 12.9 weeks, an increase from February 2021, (12.4 weeks) and from a year ago, March 2020, when the duration was 10.8 weeks.

Source: Iowa Unemployment Insurance Statistics. Note: The UI system was primarily designed to serve people who lost their last job. These characteristics do not necessarily reflect job leavers, new entrants, reentrants, and benefit exhaustees. Only regular UI claims are represented here. Typically about 35% to 45% of unemployed persons are receiving UI benefits in Iowa. This may be higher during recessions.