

PROFILE OF IOWA'S UNEMPLOYMENT BENEFITS RECIPIENTS

FEBRUARY 2021



The characteristics data used in this report is based on claimants who filed a regular UI continued week claimed during the week including the 19th of the month.

GENDER



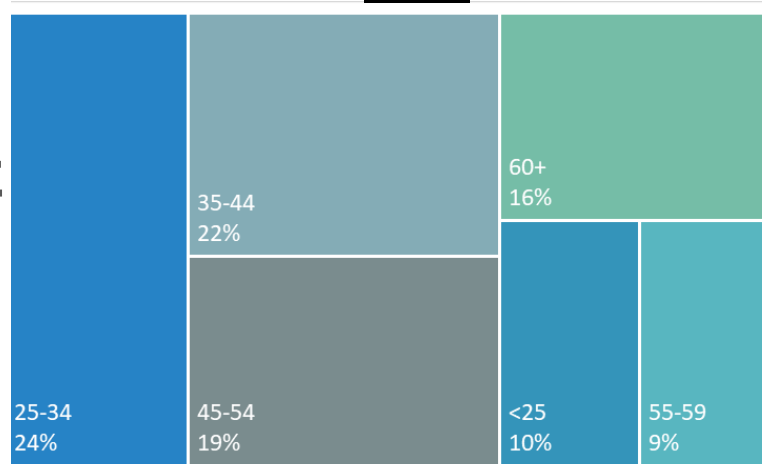
71% of claimants were **MALE**



27% of claimants were **FEMALE**

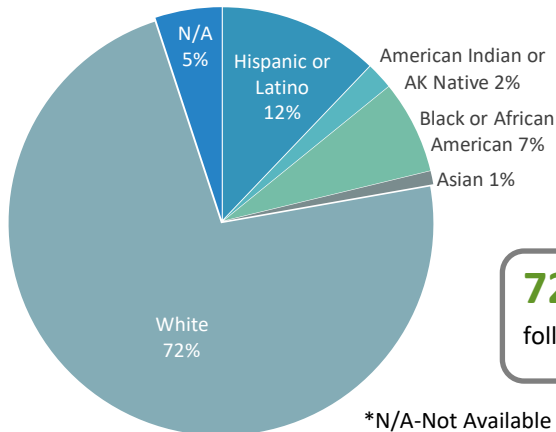
2% of gender responses, N/A

AGE



65% of all claimants were between the ages of **25 & 54.**

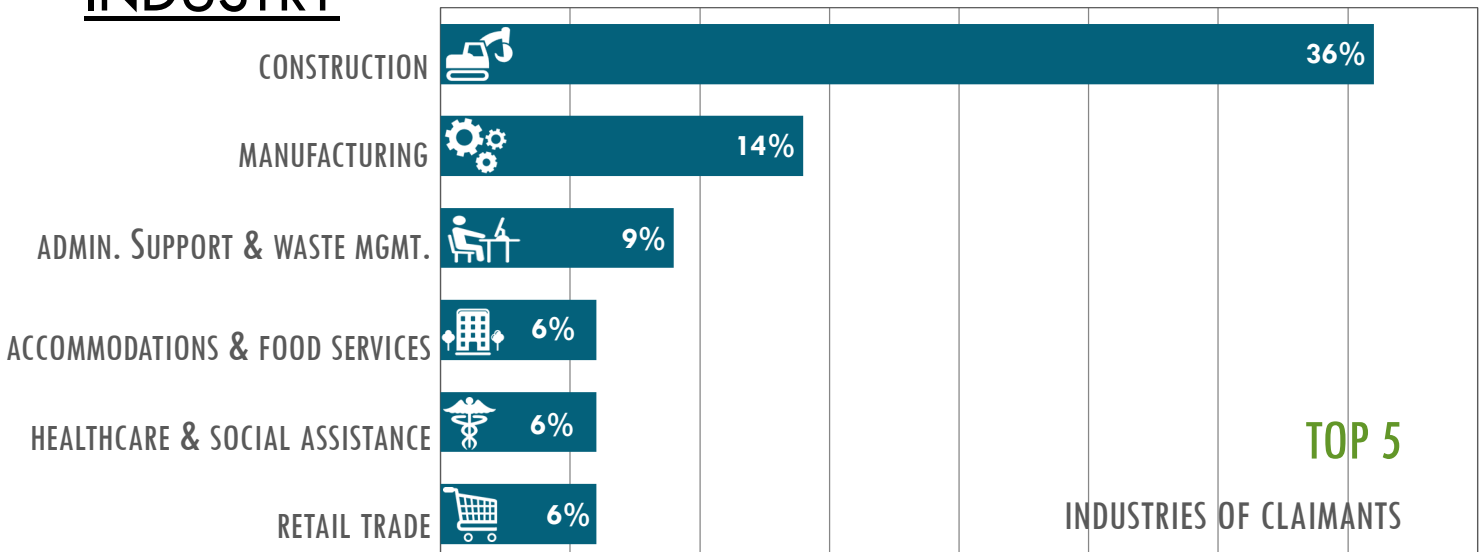
RACE/ETHNICITY



72% of all claimants were white followed by **12%** Hispanic or Latino.

*N/A-Not Available

INDUSTRY




TOP 5

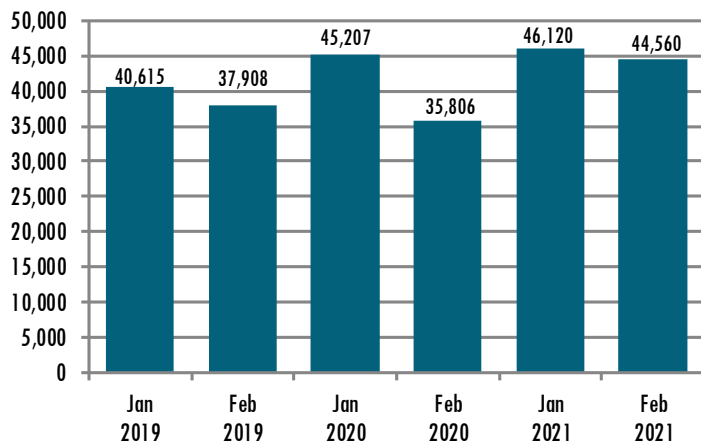
INDUSTRIES OF CLAIMANTS

OCCUPATIONAL CATEGORIES OF CLAIMANTS

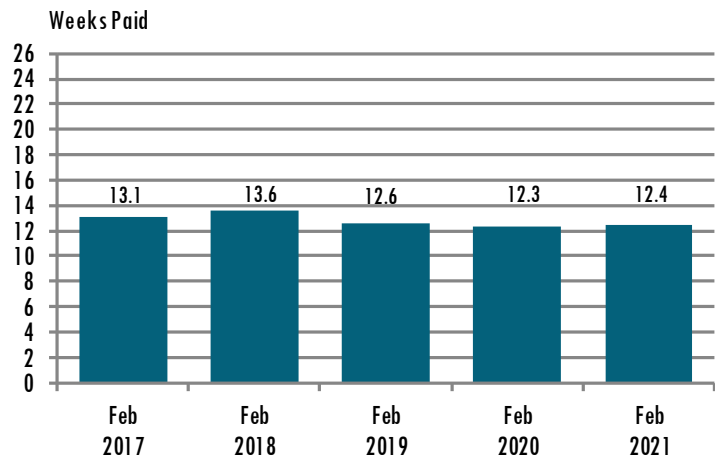
OCCUPATION



NUMBER OF UI RECIPIENTS



DURATION OF UI BENEFITS 12 MONTH AVG.



- Recipients represent the number of persons receiving at least one UI benefit payment during the month.
- The number of UI recipients for February 2021 (44,560) decreased by 1,560 from the recipient number in January 2021 (46,120) and an increase of 8,754 when compared to February 2020, (35,806). Seasonal layoffs in Construction and Manufacturing accounted for the greater percentage claims.
- The maximum duration of UI benefits for most UI claimants is 26 weeks. Duration measures only include regular UI. They do not include special pandemic unemployment benefit programs.
- The duration of benefits for February 2021 is 12.4 weeks, a slight increase from January 2021, (12.3 weeks) and from a year ago, February 2020, when the duration was also 12.3 weeks.

Source: Iowa Unemployment Insurance Statistics. Note: The UI system was primarily designed to serve people who lost their last job. These characteristics do not necessarily reflect job leavers, new entrants, reentrants, and benefit exhaustees. Only regular UI claims are represented here. Typically about 35% to 45% of unemployed persons are receiving UI benefits in Iowa. This may be higher during recessions.