

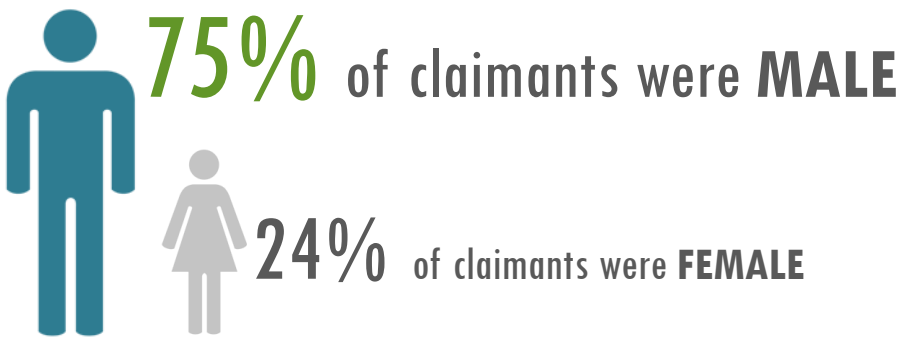


MARCH 2018

PROFILE OF IOWA'S UNEMPLOYED PERSONS

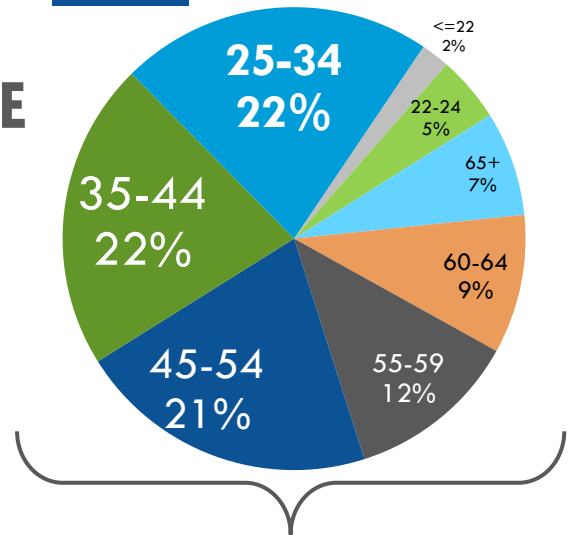
(UNEMPLOYMENT BENEFIT RECIPIENTS)

GENDER



1% of gender responses, N/A






AGE



64% of all claimants were between the ages of **25 & 54**

INDUSTRY



Industry	Percentage
CONSTRUCTION 	41%
MANUFACTURING 	13%
ADMIN. SUPPORT & WASTE MGMT. 	10%
RETAIL TRADE 	5%
TRANSPORTATION AND WAREHOUSING 	4%

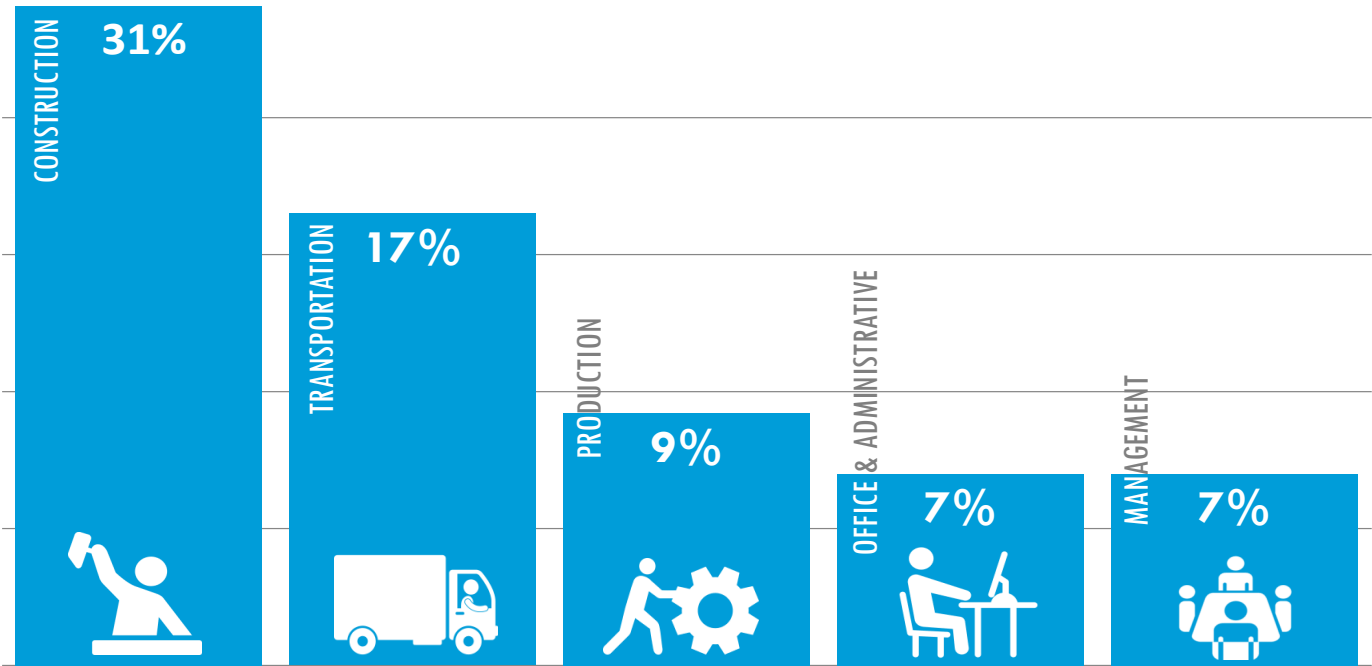
TOP 5
INDUSTRIES OF CLAIMANTS



TOP 5

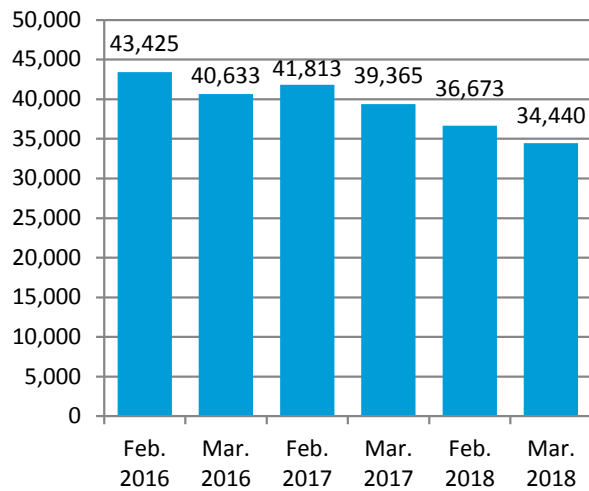
OCCUPATION

OCCUPATIONAL CATEGORIES OF CLAIMANTS

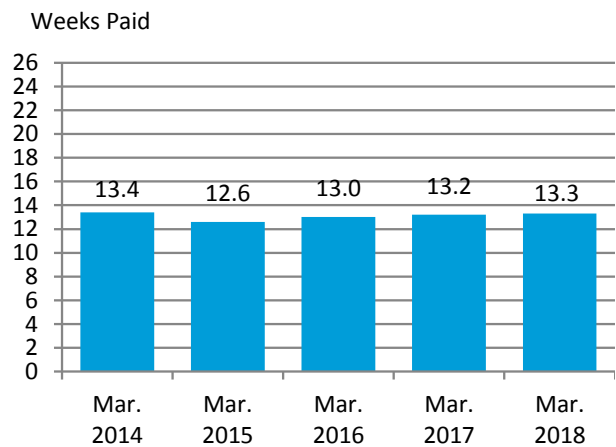


NUMBER OF UI BENEFIT RECIPIENTS

NUMBER OF UI RECIPIENTS



DURATION OF UI BENEFITS
12 MONTH AVG.



- Recipients represent the number of persons receiving at least one UI benefit payment during the month.
- The number of UI recipients decreased in the month of March by 13 percent from 2017 and 15 percent from 2016.
- The maximum duration of UI benefits for most UI claimants is 26 weeks.
- The duration of UI benefits has averaged 13.1 weeks for the month of March for the 5 year time period displayed, leveling off from an average of 14.4 weeks during the previous 5 year period.

Source: Iowa Unemployment Insurance Statistics. Note: The UI system was primarily designed to serve people who lost their last job. These characteristics do not necessarily reflect job leavers, new entrants, reentrants, and benefit exhaustees. According to the UI Data Summary publication, about 38% of unemployed persons in Iowa received UI benefits.