

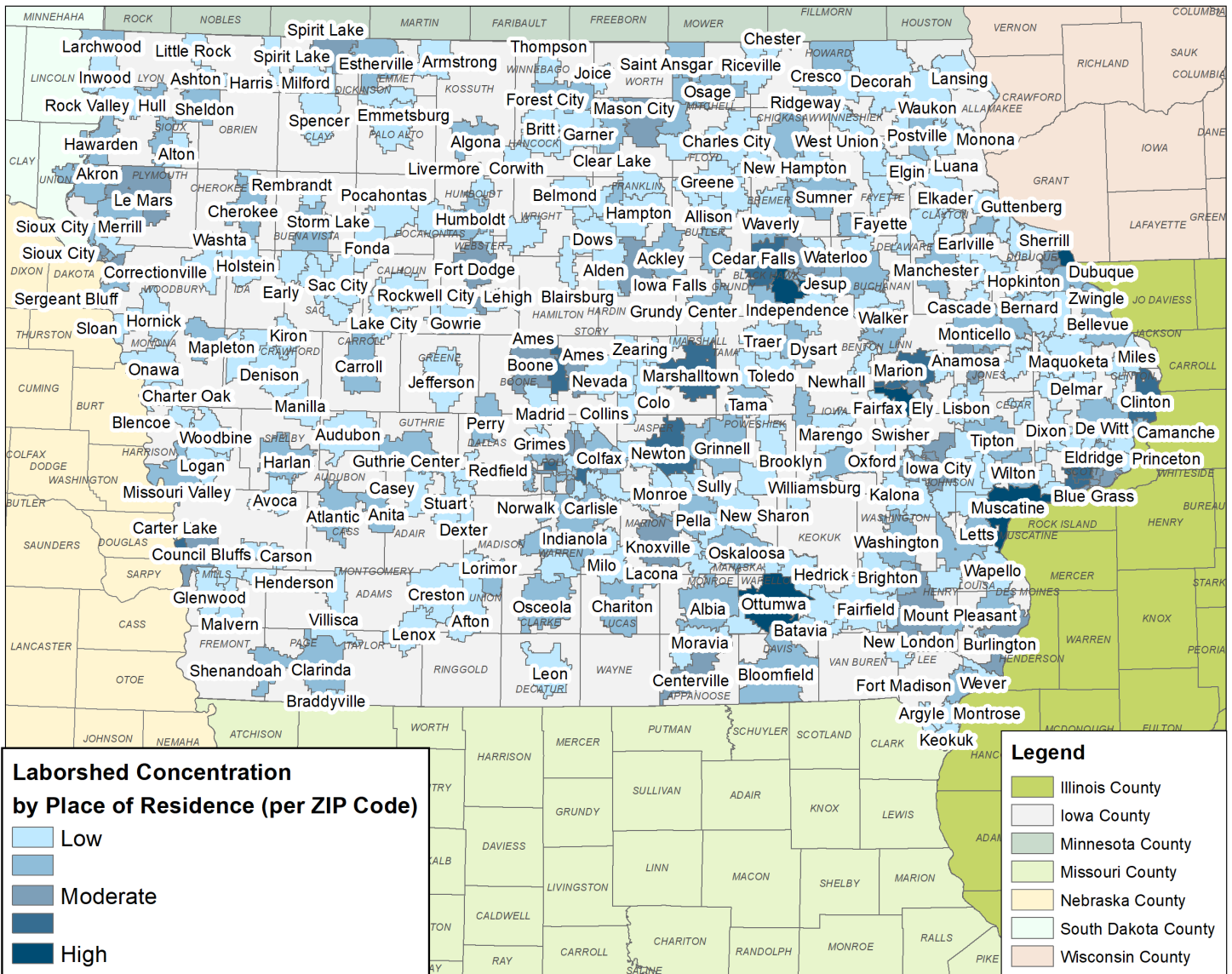
# LABOR CHARACTERISTICS

# ADVANCED MANUFACTURING

# STATE OF IOWA LABORSHED



**CONCENTRATION OF RESPONDENTS WITHIN THE LABORSHED AREA  
WITH TRANSFERABLE EXPERIENCE/SKILLS BY PLACE OF RESIDENCE**



Workers who have transferable experience/skills in the industry are currently commuting an average of 16 miles one way for work. Those who are likely to change/accept employment are willing to commute an average of 29 miles one way for the right employment opportunity.

**FOR MORE INFORMATION REGARDING THE STATE OF IOWA REGIONAL LABORSHED, CONTACT:**



Iowa Workforce Development  
 Labor Market Information Division  
 1000 E. Grand Avenue, Des Moines, Iowa 50319  
 Phone: (515) 281-3035 | Email: [laborshed.studies@iwd.iowa.gov](mailto:laborshed.studies@iwd.iowa.gov)  
<https://workforce.iowa.gov/laborshed>

# LABOR CHARACTERISTICS

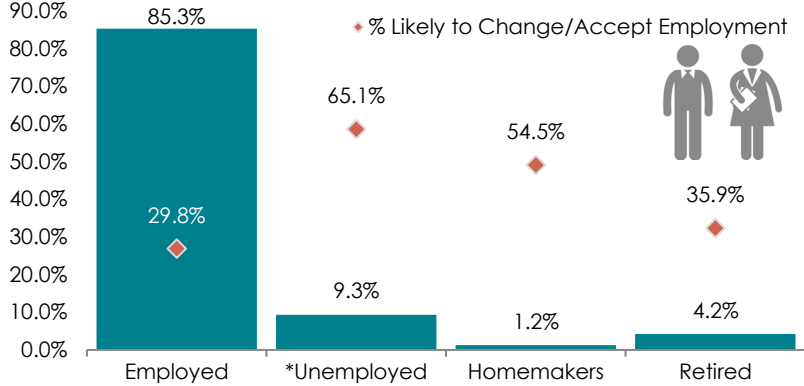


# ADVANCED MANUFACTURING

## ESTIMATED AVAILABLE LABOR PER OCCUPATIONAL CATEGORY:

- Architecture & Eng. Managers - 1.5%
- Assemblers and Fabricators, Other - 0.1%
- Bus and Truck Mechanics and Diesel Engine Specialists - 2.1%
- Chemical Engineers - 0.2%
- Chemical Equip. Operators & Tenders - 0.2%
- Chemical Plant and System Operators - 0.2%
- Computer Hardware Engineers - 0.2%
- Crane and Tower Operators - 0.6%
- Crushing, Grinding & Polishing Machine Operators - 0.1%
- Cutting and Slicing Machine Setters & Operators - 0.1%
- Cutting, Punching, and Press Machine Setters, Operators, and Tenders, Metal and Plastic - 0.1%
- Drilling and Boring Machine Tool Setters, Operators, and Tenders, Metal and Plastic - 0.1%
- Electrical & Electronic Engineering Tech. - 0.8%
- Electrical and Electronic Equip. Assemblers - 0.2%
- Electrical & Electronics Repairers, Commercial & Industrial Equip. - 0.1%
- Electrical Engineers - 1.1%
- Electricians - 5.9%
- Electro-Mechanical Technicians - 0.1%
- Electronics Engineers, Except Computer - 0.2%
- Engine and Other Machine Assemblers - 0.2%
- Engineering Technicians, (Not Drafters), Other - 1%
- Engineers, All Other - 2.8%
- Extruding, Forming, Pressing, and Compacting Machine Operators & Tenders - 0.1%
- First-Line Supervisors of Mechanics, Installers, and Repairers - 4.8%
- First-Line Supervisors of Production and Operating Workers - 4.4%
- First-Line Supervisors of Transportation and Material-Moving Machine/Vehicle Operators - 0.2%
- Furnace, Kiln, Oven, Drier, and Kettle Operators and Tenders - 0.1%
- Grinding, Lapping, Polishing, and Buffing Machine Tool Setters, Operators, and Tenders, Metal and Plastic - 0.1%
- Heavy and Tractor-Trailer Truck Drivers - 20%
- Industrial Engineering Technicians - 0.1%
- Industrial Engineers - 1.5%
- Industrial Machinery Mechanics - 2.4%
- Industrial Production Managers - 4.1%
- Industrial Truck and Tractor Operators - 2.3%
- Inspectors, Testers, Sorters, Samplers, and Weighers - 2.4%
- Installation, Maintenance, and Repair Workers, All Other - 7.4%
- Laborers and Freight, Stock, and Material Movers, Hand - 4.5%
- Light Truck or Delivery Services Drivers - 2.2%
- Machinists - 1.8%
- Maintenance Workers, Machinery - 0.4%
- Material Moving Workers, All Other - 0.4%
- Materials Engineers - 0.1%
- Mechanical Drafters - 0.3%
- Mechanical Engineering Technicians - 0.1%
- Mechanical Engineers - 1.3%
- Metal Workers and Plastic Workers, All Other - 0.1%
- Milling and Planing Machine Setters, Operators, and Tenders, Metal and Plastic - 0.1%
- Millwrights - 0.3%
- Mixing and Blending Machine Setters, Operators, and Tenders - 0.3%
- Molders, Shapers, and Casters, Except Metal and Plastic - 0.2%
- Molding, Coremaking, and Casting Machine Setters, Operators, and Tenders, Metal and Plastic - 0.1%
- Multiple Machine Tool Setters, Operators, and Tenders, Metal and Plastic - 2.4%
- Packaging and Filling Machine Operators and Tenders - 0.2%
- Packers and Packagers, Hand - 1.8%
- Patternmakers, Metal and Plastic - 0.1%
- Plant and System Operators, All Other - 0.3%
- Plating and Coating Machine Setters, Operators, and Tenders, Metal and Plastic - 0.1%
- Production Workers, All Other - 7.6%
- Structural Metal Fabricators and Fitters - 0.1%
- Tank Car, Truck, and Ship Loaders - 0.1%
- Team Assemblers - 3.1%
- Water and Wastewater Treatment Plant and System Operators - 1.3%
- Welders, Cutters, Solderers, and Brazers - 2.2%
- Welding, Soldering, and Brazing Machine Setters, Operators, and Tenders - 0.3%

## ESTIMATED TOTAL BY EMPLOYMENT STATUS (PERCENTAGE):



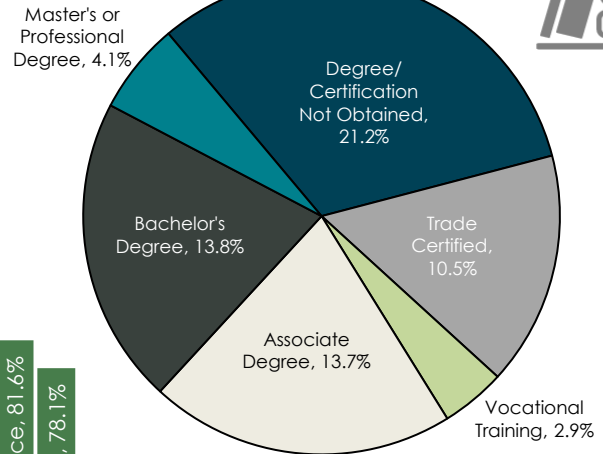
\*Employment status is self-identified by the survey respondent. The unemployment percentage does not reflect the unemployment rate published by the U.S. Bureau of Labor Statistics, which applies a stricter definition.

## EMPLOYMENT STATS:

- 65.7% paid an hourly wage
- 94.4% are/were employed full-time
- 5.6% are/were employed part-time
- 10.2% are/were self-employed
- 11.8% hold two or more jobs
- Currently working an average of 46 hours/week

## EDUCATIONAL LEVEL:

(66.2% HAVE AN EDUCATION BEYOND HIGH SCHOOL)



## UNDEREMPLOYMENT (ESTIMATED):

- Low hours - 0.6%
- Low income - 0.9%
- Mismatch of skills - 6.6%
- Total - 7.4%

(Individuals counted only once when estimating Total Underemployment.)

## CURRENT BENEFITS:



## DESIRED BENEFITS:



## TOP JOB SEARCH RESOURCES:

(For those seeking employment opportunities, by use.)

- Internet - 78.4%
  - [www.indeed.com](http://www.indeed.com)
  - [www.linkedin.com](http://www.linkedin.com)
  - Company/Organization Websites
- Networking through friends, family or acquaintances - 45.9%
- IowaWORKS Centers - 24.9%
- Private Employment Services - 18.2%



# LABOR CHARACTERISTICS



# ADVANCED MANUFACTURING

OCCUPATION	OCCUPATIONAL CODE	MEAN WAGE	ENTRY WAGE	EXPERIENCED WAGE	MEDIAN WAGE	MEAN ANNUAL SALARY
Architectural and Engineering Managers	11-9041	\$66.76	\$48.04	\$76.12	\$63.45	\$138,864
Bus and Truck Mechanics and Diesel Engine Specialists	49-3031	\$25.23	\$18.12	\$28.79	\$24.18	\$52,486
Chemical Engineers	17-2041	\$49.94	\$35.63	\$57.09	\$47.33	\$103,874
Chemical Equipment Operators and Tenders	51-9011	\$25.45	\$18.95	\$28.71	\$22.99	\$52,946
Chemical Plant and System Operators	51-8091	\$28.02	\$23.02	\$30.52	\$28.05	\$58,286
Computer Hardware Engineers	17-2061	\$44.58	\$30.55	\$51.59	\$42.28	\$92,722
Crane and Tower Operators	53-7021	\$30.20	\$22.21	\$34.19	\$29.65	\$62,808
Crushing, Grinding, and Polishing Machine Setters, Operators, and Tenders	51-9021	\$23.93	\$19.54	\$26.13	\$23.30	\$49,782
Cutting and Slicing Machine Setters, Operators, and Tenders	51-9032	\$20.86	\$16.08	\$23.25	\$20.22	\$43,391
Cutting, Punching, and Press Machine Setters, Operators, and Tenders, Metal and Plastic	51-4031	\$19.53	\$15.67	\$21.47	\$18.54	\$40,632
Drilling and Boring Machine Tool Setters, Operators, and Tenders, Metal and Plastic	51-4032	\$19.13	\$15.64	\$20.88	\$17.71	\$39,800
Electrical and Electronic Engineering Technicians	17-3023	\$33.33	\$23.42	\$38.29	\$33.29	\$69,335
Electrical and Electronics Repairers, Commercial and Industrial Equipment	49-2094	\$31.83	\$26.00	\$34.75	\$31.01	\$66,213
Electrical Engineers	17-2071	\$47.65	\$33.49	\$54.73	\$47.76	\$99,117
Electricians	47-2111	\$28.63	\$18.95	\$33.48	\$29.08	\$59,558
Electro-Mechanical Technicians	17-3024	\$30.19	\$22.59	\$33.98	\$29.47	\$62,790
Electronics Engineers, Except Computer	17-2072	\$40.63	\$30.42	\$45.74	\$39.38	\$84,519
Engine and Other Machine Assemblers	51-2031	\$22.88	\$19.04	\$24.80	\$21.02	\$47,587
Engineers, All Other	17-2199	\$44.68	\$32.90	\$50.57	\$44.99	\$92,928
Extruding, Forming, Pressing, and Compacting Machine Setters, Operators, and Tenders	51-9041	\$20.67	\$15.42	\$23.29	\$20.44	\$42,993
First-Line Supervisors of Mechanics, Installers, and Repairers	49-1011	\$34.82	\$22.79	\$40.83	\$34.52	\$72,420
First-Line Supervisors of Production and Operating Workers	51-1011	\$31.10	\$21.51	\$35.89	\$29.85	\$64,682
Foundry Mold and Coremakers	51-4071	\$20.28	\$16.36	\$22.24	\$18.24	\$42,181
Furnace, Kiln, Oven, Drier, and Kettle Operators and Tenders	51-9051	\$23.26	\$18.15	\$25.81	\$24.25	\$48,372
Grinding, Lapping, Polishing, and Buffing Machine Tool Setters, Operators, and Tenders, Metal and Plastic	51-4033	\$22.26	\$16.56	\$25.11	\$21.27	\$46,298
Heavy and Tractor-Trailer Truck Drivers	53-3032	\$24.99	\$17.70	\$28.64	\$23.21	\$51,986
Industrial Engineering Technicians	17-3026	\$27.37	\$19.41	\$31.35	\$28.18	\$56,924
Industrial Engineers	17-2112	\$43.98	\$33.30	\$49.32	\$42.78	\$91,474
Industrial Machinery Mechanics	49-9041	\$28.00	\$21.90	\$31.05	\$28.37	\$58,248
Industrial Production Managers	11-3051	\$50.93	\$34.09	\$59.34	\$47.78	\$105,930
Industrial Truck and Tractor Operators	53-7051	\$20.55	\$17.02	\$22.32	\$19.75	\$42,750
Inspectors, Testers, Sorters, Samplers, and Weighers	51-9061	\$21.83	\$16.76	\$24.36	\$21.00	\$45,399
Installation, Maintenance, and Repair Workers, All Other	49-9099	\$20.75	\$14.78	\$23.73	\$19.56	\$43,159
Laborers and Freight, Stock, and Material Movers, Hand	53-7062	\$18.56	\$14.01	\$20.83	\$18.34	\$38,598
Light Truck or Delivery Services Drivers	53-3033	\$20.24	\$12.36	\$24.18	\$18.24	\$42,104
Machine Feeders and Offbearers	53-7063	\$21.07	\$16.15	\$23.52	\$19.68	\$43,820
Machinists	51-4041	\$23.26	\$18.12	\$25.84	\$23.02	\$48,387
Maintenance Workers, Machinery	49-9043	\$28.64	\$22.07	\$31.92	\$28.15	\$59,568
Material Moving Workers, All Other	53-7199	\$19.92	\$15.55	\$22.11	\$17.04	\$41,435
Mechanical Drafters	17-3013	\$30.33	\$22.30	\$34.34	\$29.52	\$63,081
Mechanical Engineering Technicians	17-3027	\$28.59	\$20.83	\$32.46	\$28.52	\$59,457
Mechanical Engineers	17-2141	\$44.51	\$32.10	\$50.71	\$40.77	\$92,575
Metal Workers and Plastic Workers, All Other	51-4199	\$19.04	\$15.03	\$21.05	\$17.51	\$39,612
Metal-Refining Furnace Operators and Tenders	51-4051	\$26.28	\$21.47	\$28.69	\$28.91	\$54,662
Milling and Planing Machine Setters, Operators, and Tenders, Metal and Plastic	51-4035	\$25.40	\$20.11	\$28.04	\$25.54	\$52,829
Millwrights	49-9044	\$27.62	\$20.73	\$31.07	\$28.16	\$57,459
Mixing and Blending Machine Setters, Operators, and Tenders	51-9023	\$20.96	\$16.64	\$23.11	\$20.38	\$43,588
Molders, Shapers, and Casters, Except Metal and Plastic	51-9195	\$20.18	\$16.24	\$22.15	\$19.73	\$41,977
Molding, Coremaking, and Casting Machine Setters, Operators, and Tenders, Metal and Plastic	51-4072	\$19.52	\$15.29	\$21.64	\$18.05	\$40,607
Multiple Machine Tool Setters, Operators, and Tenders, Metal and Plastic	51-4081	\$20.31	\$16.32	\$22.31	\$20.26	\$42,253
Packaging and Filling Machine Operators and Tenders	51-9111	\$18.19	\$13.73	\$20.42	\$17.31	\$37,835
Packers and Packagers, Hand	53-7064	\$16.64	\$13.49	\$18.22	\$16.49	\$34,615
Plant and System Operators, All Other	51-8099	\$25.75	\$22.30	\$27.48	\$22.92	\$53,569
Plating and Coating Machine Setters, Operators, and Tenders, Metal and Plastic	51-4193	\$20.68	\$16.44	\$22.80	\$20.51	\$43,019
Production Workers, All Other	51-9199	\$18.55	\$13.36	\$21.15	\$18.36	\$38,590
Structural Metal Fabricators and Fitters	51-2041	\$23.11	\$18.27	\$25.54	\$23.33	\$48,076
Tank Car, Truck, and Ship Loaders	53-7121	\$22.77	\$18.15	\$25.08	\$20.39	\$47,358
Water and Wastewater Treatment Plant and System Operators	51-8031	\$25.97	\$20.43	\$28.74	\$26.30	\$54,020
Welders, Cutters, Solderers, and Brazers	51-4121	\$22.28	\$17.84	\$24.50	\$22.35	\$46,342
Welding, Soldering, and Brazing Machine Setters, Operators, and Tenders	51-4122	\$22.99	\$19.83	\$24.56	\$23.18	\$47,809

The 2023 statewide wage data was produced by the Labor Force & Occupational Analysis Bureau. The source of the wage and employment data is based on the May 2022 OEWS estimates. Additional occupational wage and employment data can be found at <https://workforce.iowa.gov/iawr>.

Balance of data compiled by Iowa Workforce Development using Laborshed data collected in 2023.